



allegiant stadium

Monthly Report - January 2020



 **allegiant stadium**



LV Stadium Events Company, LLC

February 29, 2020

Mr. Steve Hill
Chairman
Las Vegas Stadium Authority
c/o Applied Analysis
6385 S. Rainbow Blvd, Ste 105
Las Vegas, NV 89118

Dear Mr. Hill:

Enclosed is StadCo's monthly Project Status Report covering the development of **allegiant stadium**.

The Project is currently approximately 85% complete and Stadium construction continues on track for Substantial Completion on July 31, 2020.

The Project also remains within its budget with more than \$1.4 billion of the \$1.97 billion Project Budget expended. In addition to the Project Budget, StadCo and the Raiders have continued installing third-party-funded work such as sponsorship activation items and technology concession systems.

The safety record on the Project continues to be outstanding, with reportable incidents running at about one third the national average.

We continue to far exceed our SBE contracting goal (23% actual versus 15% goal) as well as workforce diversity goal (62% actual versus 38% goal) and more than 75% of both contractors and construction workers have been Nevada residents.

Sincerely,

A handwritten signature in blue ink, appearing to read "Don C. Webb".

Don C. Webb
Chief Operating Officer



Photo Property of Raiders



Photo Property of Raiders




TABLE OF CONTENTS

Certification	1
Project Budget	2
Status of Design Planning	3
Permit Tracker	4
Project Schedule	5
Compliance / SBE	7
Workforce Utilization	63
Additional Information / Updates	69

CERTIFICATION

Pursuant to Article 8, Section 8.1 of the Development Agreement between Clark County Stadium Authority and LV Stadium Events Company, LLC dated March 28, 2018, I hereby certify that the information contained within this *"Project Status Report"* is true and accurate to the best of my knowledge.

Sincerely,


Don C. Webb
Chief Operating Officer
LV Stadium Events Company, LLC




Photo: EarthCam view from the South

Stadium Project Budget Report

	Initial Budget	Adjustments	Revised Budget	Total Expended		Balance	
Raiders Equity Contribution [1]	\$850,000,000	\$170,000,000	\$1,020,000,000	\$767,004,420	75%	\$252,995,580	25%
Raiders NFL G-4 Contribution [2]	\$200,000,000	\$0	\$200,000,000	\$128,973,433	64%	\$71,026,567	36%
Clark County Bond Proceeds & Room Tax Pay-Go	\$750,000,000	\$0	\$750,000,000	\$575,055,851	77%	\$174,944,149	23%
Raiders Third-Party Contribution	\$0	\$0	\$0	\$0	0%	\$0	100%
Total Stadium Development Sources	\$1,800,000,000	\$170,000,000	\$1,970,000,000	\$1,471,033,704	75%	\$498,966,296	25%
Stadium Land Acquisition	\$77,780,128	\$12,975	\$77,793,103	\$77,793,103	100%	\$0	0%
Stadium Construction	\$1,334,455,080	\$70,963,204	\$1,405,418,284	\$1,082,111,528	77%	\$323,306,756	23%
Stadium Furniture, Fixtures & Equipment	\$122,854,543	\$34,455,325	\$157,309,868	\$47,317,263	30%	\$109,992,605	70%
Stadium Design, Engineering & Soft Costs	\$233,852,243	\$7,068,496	\$240,920,739	\$198,388,793	82%	\$42,531,946	18%
Stadium Utility & Infrastructure Costs	\$31,058,006	-\$2,500,000	\$28,558,006	\$15,206,050	53%	\$13,351,956	47%
Premium Seating & Marketing Program	\$0	\$60,000,000	\$60,000,000	\$50,216,966	84%	\$9,783,034	16%
Total Stadium Development Uses	\$1,800,000,000	\$170,000,000	\$1,970,000,000	\$1,471,033,704	75%	\$498,966,296	25%

[1] Includes closed construction debt financing pursuant to Senate Bill 1 (2016 Special Session), Section 36.1(e)(2). Raiders Equity Contribution, above, includes PSL sales used to fund Premium Seating & Marketing Programs.

[2] Includes approved NFL financing through the G-4 loan program of the NFL.

Excludes:

Off-Site Parking and Parking Shuttle Transportation System Development

Training Center and Team Headquarters Development

The accompanying notes to the financial report, above, are integral to this presentation and should be consulted when reviewing its contents



Summary Notes:

- 1) "Initial Budget" is as of March 17, 2018
- 2) "Revised Budget" reflects adjustments under consideration & does not include all costs borne solely by StadCo or the Raiders such as costs of developing the team headquarters and training facilities
- 3) "Expended" is based upon actual costs & accrual estimates booked, including retention amounts withheld, as of February 15, 2020
- 4) "Expended" excludes certain predevelopment costs recovered through bond proceeds at closing
- 5) Excludes StadCo or Raiders payroll costs, legal & similar administrative expenses incidental to Stadium development but borne solely by StadCo or Raiders
- 6) Excludes NFL Relocation Fee
- 7) Excludes Temporary Venue Costs
- 8) Excludes certain costs associated with financing and transactional expenses borne by the Raiders
- 9) Actual Balance on individual Sources may vary from that shown above since certain sources are funded on a reimbursable, rather than advance, basis
- 10) Projections are based upon assumptions and information received from others and therefore actual results may vary and the variations may be material


STATUS OF DESIGN PLANNING

HNTB's interior architects have started their alternating weeks of being on-site 3 – 4 days per week to support construction administration efforts in the field. HNTB in collaboration with MMCJV has begun preparations for the relocation of the AE Team from the MMCJV trailer to a yet to be finalized off-site facility by the end of March. This and the relocation of MMCJV and the other trade partner trailers by mid-April will facilitate the completion later this spring of the south end of the site.

HNTB and MMCJV will be conducting a dry run on select spaces to verify the punch-list process and associated schedule, proposed by the JV. This will involve the subtrades, MMCJV, HNTB & AE Team, CAAICON and StadCo. HNTB is pressing for this dry-run in February so staffing needs can be assessed and finalized before the punch-list process starts in earnest late this quarter.

In terms of design activities, HNTB and the AE Team continue the implementation of infrastructure to support sponsorship integration at select locations within the stadium. There continue to be a steady flow of RFQ's related to additions/modifications to the base building design – primarily to accommodate sponsorship elements

Permits received to date include all foundations (Package 2), and all concrete construction permits (Packages 3A & 3B) and the structural steel frame package (permit package 4). All structural building permits for the project are now secured. Non-structural permits received include the Shell, Core and all non-premium spaces (Package 5). Premium spaces – clubs, typical suites and select Team spaces (Package 6).



Phased Building Application

Proposed Permit Packages / Valuations

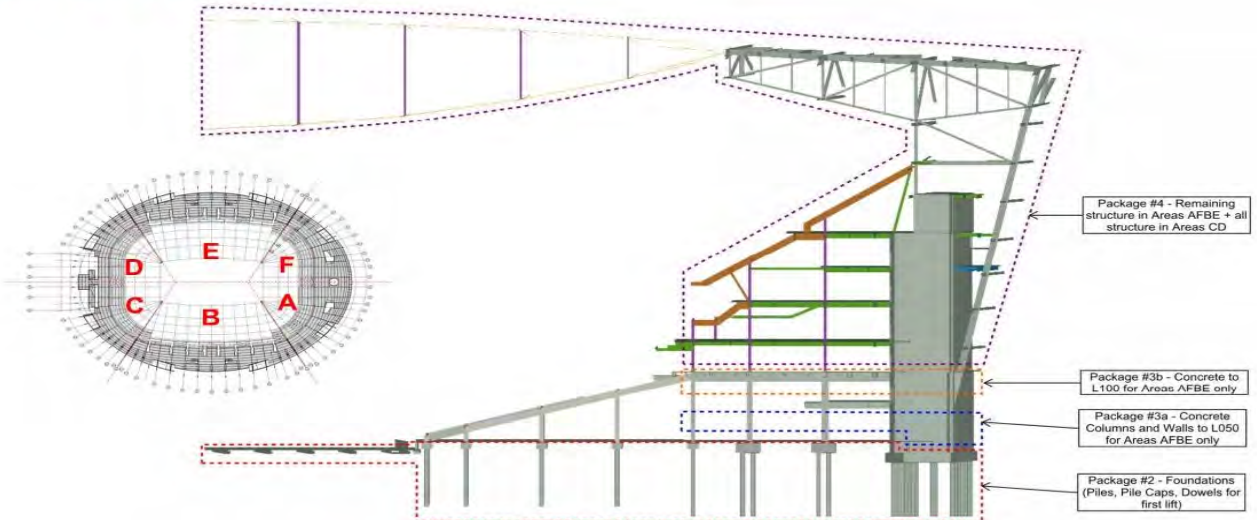
Revised 2/1/2019



PERMIT PACKAGE		DESCRIPTION / SCOPE OF WORK	Permit Submission Date <i>(estimates in italics)</i>	Permit Pick-up & Fee Payment Date <i>(estimates in italics)</i>	ANTICIPATED VALUE
No#	PAC NO				
1		EGRESS DESIGN			\$---
2		FIRE PROTECTION REPORT			\$---
3	1	EXCAVATION & GRADING	11/13/2017	12/19/2017	\$12,700,000
4	1a	ON-SITE UTILITIES			\$5,800,000
5	2	FOUNDATIONS / DEEP UTILITIES Piles, Pile caps, dowels into first lift	1/10/2018	2/20/2018	\$46,000,000
6		CABLE TRUSS ANALYSIS REVIEW			
7	3a	STRUCTURAL FRAME - CONCRETE Concrete columns & walls to Level 050, Areas AFBE only	3/13/2018	4/6/2018	\$84,000,000
8	3b	STRUCTURAL FRAME - CONCRETE Concrete to Level 0100, Areas AFBE only	3/19/2018	5/10/2018	\$42,000,000
9	4	STRUCTURAL FRAME - STEEL / ROOF Remaining structtre in AFBE & all Areas C & D	4/6/2018	6/22/2018	\$290,200,000
10	5	CONSTRUCTION PACKAGE 5 (Arch,Mech,Elect,Plumb) Core & Shell Package	7/10/2018	11/16/2018	\$552,200,000
11	6	FINISHES PACKAGE - Premium Spaces	11/9/2018	2/1/2019	\$54,500,000
		Ancillary Permits			
		Trailer City permit (Tortoise fees paid with this permit)	10/5/2017	11/9/2017	
		On-site Utility for Trailer City	11/5/2017	11/29/2017	
		DEFERRED SUBMITTALS			
12		STRUCTURAL PRECAST SYSTEMS			\$32,400,000
13		FIRE SUPPRESSION SPRINKLER SYSTEMS			\$10,700,000

\$ 1,130,500,000

Permit Packages



Permit Tracker

Activity ID	Activity Name	Finish						
			Oct	Nov	Dec	Jan	Feb	Mar
Summary and Milestones								
S000-8D	Design Summary - Stadium Design to 62.5% GMP	01-Oct-17 A						
S000-8D1	Design Summary - Stadium Design to 100% GMP Pricing	25-Feb-18 A						
S000-8N1	Construction Summary - Deep Foundations	30-Apr-18 A						
S000-8N2C	Construction Summary - FRP Spread Footings	09-Aug-18 A						
S000-8N2B	Construction Summary - FRP Wall/Mat Foundations	16-Aug-18 A						
S000-8N5A	Construction Summary - FRP Elev/Esc Pits	17-Aug-18 A						
S000-8D2	Design Summary - Stadium Design to 100% CD	27-Aug-18 A						
S000-8P2C	Construction Summary - FRP Columns	28-Sep-18 A						
S000-8N3B	Construction Summary - Foundation Walls	17-Oct-18 A						
S000-8P2B	Construction Summary - FRP Concrete Core Walls	11-Jan-19 A						
S000-8P2G	Construction Summary - Pan & Joist Decks	14-Jan-19 A						
S000-8P1	Construction Summary - Underground Mech/Plumbing & Elec	01-Mar-19 A						
S000-8M4	Construction Summary - Mass Excavation	26-Apr-19 A						
S000-8P4B	Construction Summary - Structural Steel (Long Span at Field Tray)	26-Apr-19 A						
S000-8P4J	Construction Summary - Misc Structural Supports	28-May-19 A						
S000-8P4D	Construction Summary - Steel Roof Truss Columns	20-Jul-19 A						
S001-8P4D	Construction Summary - Steel Roof Canopy	13-Sep-19 A						
S000-8P4F2	Construction Summary - FRP Slab on Metal Deck	13-Sep-19 A						
S000-8P4	Construction Summary - Steel Structure (Bowl Steel)	18-Oct-19 A						
S000-8T1B	Construction Summary - Mechanical Equipment	05-Nov-19 A						
S000-8P5G	Construction Summary - Precast Stadia	13-Jan-20						
SXXN-8Q3C5	Construction Summary - Storefront Glazing System	13-Jan-20						
S000-8R3	Construction Summary - Escalators	13-Jan-20						
S1AB1-8S53	Construction Summary - Interior Rough-in	13-Jan-20						
S000-8Q3S	Construction Summary - Specialty Entrances Op Doors	07-Feb-20						
S000-8P1E	Construction Summary - Slab on Grade	12-Feb-20						
S000-8Q5	Construction Summary - Roof Systems	24-Feb-20						
S000-8Q2A	Construction Summary - Curtainwall	26-Feb-20						
S000-8D3	Design Summary - Design Construction Administration	02-Mar-20						
S000-8Q1F	Construction Summary - Metal Wall Panels	20-Mar-20						
SRA0-8Q52	Construction Summary - Membrane Roof Systems	05-May-20						
S000-8Q5J	Construction Summary - Roof Specialties & Accessories	20-May-20						
S000-8T7P1	Construction Summary - Sports Equipment	12-Jun-20						
S000-8U9	Construction Summary - Seating	26-Jun-20						
S1B48R13	Construction Summary - Elevators	08-Jul-20						
S000-8U	Construction Summary - Drywall and Interior Finishes	08-Jul-20						
S000-8U8	Construction Summary - Specialties	17-Jul-20						
L001-1A50	Substantial Completion	31-Jul-20*						
S000-8X31	Construction Summary - Project Close-out	14-Aug-20						

COMPLIANCE / SBE

In accordance with Section 31.5-6 of the Southern Nevada Tourism Improvement Act, Mortenson | McCarthy Las Vegas Stadium, A Joint Venture (“MMcJV”) is following the process described below for verification of SBE Contractors.

SBE Contractors apply through the mmcjlvl.com website under the vendors tab. Those seeking certification as a qualified SBE contractor will then fill out and submit a self-certification form, whereas they attest to meeting the criteria for small local business classification denoted in the Senate Bill. The MMcJV Community Benefits Coordinator then reviews the information provided and utilizes the Nevada Secretary of State website: <https://www.nvsos.gov/sos> to verify the Act’s requirements 31.5-2 section a, b, & c in regards to principal place of business, duration of business license, and that the required business license is current. Upon approval of these criteria, MMcJV will then give the contractor the designation of SBE. If firms do not meet the criteria or don’t complete the process, they are not classified as SBE. A listing of all approved SBE’s, or any of the above records can be provided upon request.




Photo Property of StadCo

DATE: January 21, 2019
FROM: Lynn R. Littlejohn
RE: Allegiant Stadium
Community Benefits Plan Report – December 2019

SBE Program

- The SBE project goal is 15%.
- The current SBE participation is 23%.
- Approximately \$1.2 billion dollars of work has been awarded with \$280.8 million committed to SBE firms.
- 148 different SBE firms have been awarded work on the project; 44 with multiple contracts.
- 31 different WMBE firms have been awarded work on the project totaling \$64.5 million dollars.
- 77% of all firms awarded work on the project are Nevada based.

Workforce Diversity

- The workforce goal is 38% minority and female.
- The workforce participation is 62% minority/female and 2% veteran with approximately 3,722,620 hours worked through December.
- 76% of the project workforce is Nevada residents.

Community Engagement and Outreach

- The project participated in the Toys for Tots Drive

Attached are the SBE and workforce participation reports.

This report reflects procurement activity through December 2019.

CC	State	Subcontractor	Scope of Work	SBE/Other	Orig Contract \$ Amount	Original SBE \$ Commitment
	NV	Lewis K. Construction	Fencing Repairs	SBE	\$ 19,360	\$ 19,360
	NV	Nevada Water Trucks	Track Out Pad Installation	SBE	\$ 10,000	\$ 10,000
	NV	Amazon Masonry	Dust Control	SBE/MBE	\$ 10,000	\$ 10,000
	NV	Tab Contractors, Inc.	Trailer Set-up & Geotech Fault Study	Other	\$ 748,450	\$ 490,567
	NV	Boulder Sand & Gravel	Aggregates	SBE		
	NV	JS & S Surveying	Surveying	SBE/MBE		
	NV	M Con	Utilities	SBE/MBE		
	NV	Olson Precast Co.	Concrete Manhole	SBE		
	NV	Acme Electric	Street Light Repairs	Other		
	NV	Nevada Tap Master	Hot Taps	SBE		
	NV	Merli Concrete Pumping	Box Culvert - Concrete Pump	SBE		
	NV	National Trench Safety	Traffic Control	Other		
	NV	Wells Cargo	Cold Mix, Reject Sand, Rock	Other		
	NV	HD White Cap	Equipment Rental	Other		
	NV	Cashman Equipment	Equipment Rental	Other		
	NV	Sunstate	Sewer & Water Materials	Other		
	NV	Ferguson Waterworks	Equipment Rental	Other		
	NV	United Rentals	Concrete	Other		
	NV	Nevada Ready Mix	Equipment Rental	Other		
	NV	Ahern Rentals	Trucking Materials	Other		
	NV	Werdco	Trucking Materials	Other		
	NV	Diaz Trucking	Trucking Materials	Other		

Original SBE Commitment %	Current Contract \$ Amount	SBE %	Awarded SBE \$Participation	Other \$Participation	Actual SBE \$ Paid	Actual Other \$ Paid
100%	\$ 21,838	100%	\$ 21,838		\$ 21,838	\$ -
100%	\$ 9,903	100%	\$ 9,903		\$ 9,903	\$ -
100%	\$ 11,495	100%	\$ 11,495		\$ 11,495	\$ -
66%	\$ 908,200	60%				\$ 862,790
			\$ 10,900		\$ 9,815	
			\$ 28,190		\$ 20,088	
			\$ 402,693		\$ 401,133	
			\$ 14,738		\$ 14,738	
				\$ 4,033	\$ -	\$ 4,033
			\$ 1,560		\$ 1,560	
			\$ 595		\$ 595	
				\$ 11,767		\$ 11,767
				\$ 3,090		\$ 3,090
				\$ 9,536		\$ 9,536
				\$ 5,016		\$ 5,016
				\$ 1,793		\$ 1,793
				\$ 84,388		\$ 84,388
				\$ 20,386		\$ 20,386
				\$ 7,954		\$ 7,954
				\$ 2,474		\$ 2,474
				\$ 2,764		\$ 2,764
				\$ 385		\$ 385

This report reflects procurement activity through December 2019.

CC	State	Subcontractor	Scope of Work	SBE/Other	Orig Contract \$ Amount	Original SBE \$ Commitment
	NV	Boulder Sand & Gravel	Type II	SBE		
	NV	Hernandez Trucking	Trucking Materials	Other		
	NV	HD Barricade	Traffic Control	Other		
	NV	MMC, Inc.	Vactoring	Other		
	NV	A-1 Concrete Cutting	Saw Cutting/Core Drilling/Demo	SBE/MBE		
	NV	Wells Cargo, Inc.	Asphalt Paving	Other		
	NV	Nevada Water Trucks	SWPPP & Dust Control Services	SBE	\$ 494,460	\$ 494,460
	NV	Cashman Professional	Photography	SBE	\$ 37,800	\$ 37,800
	NV	Eros Environmental	SWPPP Inspections	SBE	\$ 18,195	\$ 18,195
	NV	Preventive Measures	Site Security	SBE	\$ 100,000	\$ 100,000
	MN	Danny's Construction	Field Tray Mock-up	WBE	\$ 147,000	\$ -
1.01	TX	Derr & Isbell Construction	Personnel Hoist	Other	\$ 2,799,134	\$ 419,870
	NV	A&N Custom Fabrication	Misc. Metals	SBE		
	TX	Beck Steel	Misc. Steel	Other		
	NY	Extra Mile Transportation	Misc. Steel Items	Other		
	NV	Fastenal	Mast Tools & Fasteners	Other		
	NV	Hershberger Bros Welding	Mast Installation	SBE		
	NV	Steel Partners	Fabrication of Bracing/Bridges	SBE		
	TX	Walter P Moore	Construction Engineering & Design	Other		
1.01	NV	Southwest Specialty Coatings	High Performance Coatings - Steel	SBE	\$ 1,000,000	\$ 1,000,000
	NV	Commercial Scaffolding of NV	Erect Scaffolding	SBE		
1.01	WI	Merrill Iron & Steel	Structural Steel	Other	\$ 179,413,551	\$ 26,912,032

Original SBE Commitment %	Current Contract \$ Amount	SBE %	Awarded SBE \$Participation	Other \$Participation	Actual SBE \$ Paid	Actual Other \$ Paid
			\$ 7,717		\$ 7,717	\$ -
				\$ 2,026		\$ 2,026
				\$ 8,575		\$ 8,575
				\$ 10,000		\$ 1,950
			\$ 75,000		\$ 360	
				\$ 31,200		\$ 29,710
100%	\$ 2,943,876	100%	\$ 2,943,876		\$ 2,760,133	
100%	\$ 37,800	100%	\$ 37,800		\$ 14,038	
100%	\$ 18,195	100%	\$ 18,195		\$ 12,195	
100%	\$ 204,959	100%	\$ 204,959		\$ 204,959	
	\$ 2,147,000			\$ 2,147,000		\$ 2,136,954
15%	\$ 2,156,127	32%				\$ 2,048,321
			\$ 568		\$ 568	
				\$ 17,963		\$ 17,963
				\$ 30,000		\$ -
				\$ 8,099		\$ 8,099
			\$ 944		\$ 944	
			\$ 680,604		\$ 680,604	
				\$ 104,235		\$ 104,235
100%	\$ 1,448,973	100%	\$ 1,437,706			\$ 1,448,972
			\$ 11,267			
15%	\$ 237,741,213	22%				\$ 221,826,261

This report reflects procurement activity through December 2019.

CC	State	Subcontractor	Scope of Work	SBE/Other	Orig Contract \$ Amount	Original SBE \$ Commitment
	TX	Derr & Isbell Construction	Steel Erection	Other		
	NV	Reliable Crane Service	Crane Operation & Maintenance	SBE		
	NV	Trinity Land Survey	Box Culvert - Survey	SBE/WBE		
	NV	Union Erectors, LLC	Steel Erection	SBE		
	CO	Derr & Gruenewald Construction	Steel Erection	Other		
	CA	The Herrick Corporation	Steel Erection	Other		
	NV	Ahern Rentals, Inc.	Equipment Rental	Other		
	CA	Barnhart Crane & Rigging	Rigging Equipment Rental	Other		
	NV	All-Star Building Services	Office Cleaning Services	Other		
	IN	Aarbee Structures	Detailing Services	Other		
	MT	ADF International	Various Fabrication Scope	Other		
	OR	Albina Pipe Bending	Bending Service	Other		
	MI	Alro Steel Corporation	Raw Material Supply	Other		
	WI	Amston Supply	Trailer Rental	Other		
	DE	Arcelormittal International	Raw Material Supply	Other		
	IL	Arcelormittal USA	Raw Material Supply	Other		
	NC	Armstrong Transport Group	Freight	Other		
	IL	Atlas Tube	HSS Tube & Pipe	Other		
	TN	Avenger Logistics	Freight	Other		
	CO	AZZ Galvanizing Denver	Galvanizing	Other		
	WI	Baum Machine	Machining	Other		
	TX	Bedrock Logistics	Freight	Other		
	AZ	Bell Street	Fabrication Subcontractor	Other		
	IL	Black Diamond Pipe & Tube	Raw Material Supply	Other		
	MO	Bourne Logistics Management	Freight	Other		
	CO	Brown Strauss Co.	Raw Material Supply	Other		
	IL	Chapel Steel	Material Supply	Other		

Original SBE Commitment %	Current Contract \$ Amount	SBE %	Awarded SBE \$Participation	Other \$Participation	Actual SBE \$ Paid	Actual Other \$ Paid
				\$ 95,840,872		\$ 88,078,741
			\$ 9,900,000		\$ 5,320,460	
			\$ 1,000,000		\$ 990,668	
			\$ 2,500,000		\$ 2,084,743	
				\$ 1,000,000		
				\$ 500,000		
				\$ 5,000,000		\$ 2,298,009
				\$ 212,007		\$ 212,007
				\$ 10,000		
				\$ 7,111,619		\$ 7,111,619
				\$ 8,195,718		\$ 6,741,695
				\$ 28,708		\$ 28,708
				\$ 21,253		\$ 21,253
				\$ 234,362		\$ 234,362
				\$ 573,987		\$ 573,987
				\$ 187,422		\$ 187,422
				\$ 409,283		\$ 409,283
				\$ 1,847,527		\$ 1,847,527
				\$ 941,517		\$ 941,517
				\$ 26,809		\$ 26,809
				\$ 303,662		\$ 301,703
				\$ 528,326		\$ 528,326
				\$ 1,369,600		\$ 1,369,600
				\$ 141,790		\$ 141,790
				\$ 17,035		\$ 17,035
				\$ 585,914		\$ 585,914
				\$ 134,748		\$ 134,748

This report reflects procurement activity through December 2019.

CC	State	Subcontractor	Scope of Work	SBE/Other	Orig Contract \$ Amount	Original SBE \$ Commitment
	IL	Chicago Metal Rolled Products	Rolled Materials	Other		
	VA	Cives Corporation	Fabrication Subcontractor	Other		
	WI	Computerized Structural Design	Connection Design Services	Other		
	SC	Con-Serv Inc.	Raw Material Supply	Other		
	WA	Corona Stud & Deck	Deck Supply & Installation	Other		
	IL	Custom Fab & Coatings	Fabrication Subcontractor	Other		
	WI	D&S Machine Service, Inc.	Machining	Other		
	SC	Erico International Corp.	Fasteners	Other		
	NV	Fasco	Fastener Supply & Delivery	SBE		
	IL	FHS Consulting	Testing Service	Other		
	MN	Gephart Morse	Temp Power	Other		
	PA	Global Rope Access	Touch-up Field Painting & Cleaning	Other		
	MT	HCA Transport	Freight	Other		
	CA	The Herrick Corp.	Fabrication Subcontractor	Other		
	NV	Hershberger Bros Welding	Misc. Fabrication Services	SBE		
	MO	Hillsdale Fabricators	Fabrication Subcontractor	Other		
	OK	Hilti	Anchors/Anchor Rods	Other		
	AL	Independence Tube Corp.	Material Supplier	Other		
	IL	Infra Metals	W, HSS, Plate, Raw Materials	Other		
	UT	Interstate Gratings	Grating Supply	Other		
	UT	Intsel Steel West	Raw Material Supply	Other		
	AZ	JV Driver	Fabrication Subcontractor	Other		
	OH	Kenilworth Steel Co.	Raw Material Supply	Other		
	KS	King of Freight LLC	Freight	Other		
	IL	Kloeckner Metals - Chicago	Material Supplier	Other		
	IA	Kloeckner Metals - Dubuque	Material Supplier	Other		
	IL	Leeco Steel, LLC	Raw Material Supply	Other		
	MN	LeJeune Steel Company	Fabrication Subcontractor	Other		

Original SBE Commitment %	Current Contract \$ Amount	SBE %	Awarded SBE \$Participation	Other \$Participation	Actual SBE \$ Paid	Actual Other \$ Paid
				\$ 22,420		\$ 22,420
				\$ 874,701		\$ 874,701
				\$ 146,100		\$ 146,100
				\$ 257,022		\$ 257,022
				\$ 5,952,613		\$ 5,063,651
				\$ 992,542		\$ 942,915
				\$ 115,766		\$ 115,766
				\$ 17,399		\$ 17,399
			\$ 3,036,876		\$ 3,036,876	
				\$ 16,245		\$ 16,245
				\$ 46,318		\$ 46,318
				\$ 500,000		
				\$ 384,997		\$ 384,997
				\$ 3,198,845		\$ 3,198,845
			\$ 2,882,882		\$ 2,882,882	
				\$ 265,388		\$ 265,388
				\$ 82,431		\$ 82,431
				\$ 91,438		\$ 91,438
				\$ 221,158		\$ 221,158
				\$ 408,459		\$ 408,459
				\$ 321,877		\$ 321,877
				\$ 2,780,813		\$ 2,558,168
				\$ 134,898		\$ 134,898
				\$ 607,773		\$ 607,773
				\$ 384,352		\$ 384,352
				\$ 110,840		\$ 110,840
				\$ 948,552		\$ 948,552
				\$ 520,577		\$ 520,577

This report reflects procurement activity through December 2019.

CC	State	Subcontractor	Scope of Work	SBE/Other	Orig Contract \$ Amount	Original SBE \$ Commitment
	OK	Love's Solutions	Freight	Other		
	TX	Madden Bolt Corp.	Anchor Rod Assemblies	Other		
	WI	Max Weiss	Rolled Materials	Other		
	CA	McKinney Trailer Rentals	Trailer Rental	Other		
	FL	Metals USA	Raw Material Supply	Other		
	NV	Metro Trailer Leasing	Trailer Rental	Other		
	MO	Milestone Trailer Leasing	Trailer Rental	Other		
	NV	Mori Consulting	Raw Material Procurement	SBE/MBE		
	WI	Monarch LLC	Machining	Other		
	MO	Murphy Hoffman	Freight	Other		
	AL	NAFCO	Fabrication Subcontractor	Other		
	OH	Nelson Stud Welding	Weld Studs	Other		
	MI	Niles Industrial Coatings	Touch-up Field Painting & Cleaning	Other		
	NV	NP Tropicana LLC	Lot Rentals	Other		
	SC	Nucor Steel Berkeley	Raw Material	Other		
	AR	Nucor Yamato Steel	WF Beams, Raw Material	Other		
	AL	NuSteel Fabricators	Fabrication Subcontractor	Other		
	IL	O'Brian Steel Service Co.	Raw Material	Other		
	NC	Old Dominion Freight Line	Freight	Other		
	IL	Olympic Steel	Material Supply	Other		
	CA	PDM Steel Services	Material Supply	Other		
	KS	PKM Steel Service	Fabrication Subcontractor	Other		
	PA	PPG Industries	Raw Material	Other		
	MO	Proenergy Crafts	Tradesmen	Other		
	CA	RBC Lubron Bearing Systems	Bearing Supplier	Other		
	NV	Rigging International Group	Primary Rope Access - Touch-up Field Painting & Cleaning	SBE		
	WI	Russell Metals Williams Bahcall	Material Supply	Other		
	NV	Ryan Transportation	Freight	Other		

Original SBE Commitment %	Current Contract \$ Amount	SBE %	Awarded SBE \$Participation	Other \$Participation	Actual SBE \$ Paid	Actual Other \$ Paid
				\$ 53,098		\$ 53,098
				\$ 4,992		\$ 4,992
				\$ 123,400		\$ 123,400
				\$ 243,068		\$ 243,068
				\$ 40,508		\$ 40,508
				\$ 118,511		\$ 118,511
				\$ 89,685		\$ 89,685
			\$ 14,208,499		\$ 14,208,499	
				\$ 14,770		\$ 14,770
				\$ 301,820		\$ 301,820
				\$ 2,396,994		\$ 2,396,994
				\$ 8,961		\$ 8,961
				\$ 2,624,559		\$ 1,148,665
				\$ 253,000		\$ 253,000
				\$ 120,133		\$ 120,133
				\$ 1,520,127		\$ 1,520,127
				\$ 1,011,718		\$ 1,011,718
				\$ 276,744		\$ 276,744
				\$ 44,080		\$ 44,080
				\$ 155,736		\$ 155,736
				\$ 212,263		\$ 212,263
				\$ 737,467		\$ 737,467
				\$ 1,285,185		\$ 1,285,185
				\$ 263,399		\$ 263,399
				\$ 201,219		\$ 201,219
			\$ 500,000			
				\$ 207,874		\$ 207,874
				\$ 34,891		\$ 34,891

This report reflects procurement activity through December 2019.

CC	State	Subcontractor	Scope of Work	SBE/Other	Orig Contract \$ Amount	Original SBE \$ Commitment
	AL	Saginaw Pipe Company	Raw Material Supply	Other		
	TX	Service Steel Warehouse	Raw Material Supply	Other		
	MO	South Side Machine Works	Machining	Other		
	WI	SPE, Inc.	Tradesmen	Other		
	SE	SSAB/IPSCO	Material Supplier	Other		
	NV	Southwest Specialty Coatings	Touch-up Field Painting & Cleaning	SBE		
	NV	Rigging International Group	Rigging - Rope Access	SBE		
	KS	Steel & Pipe Supply	W, HSS, Plate, Raw Materials	Other		
	IN	Steel Dynamics	W, C, L, Raw Materials	Other		
	LA	Steel Fabricators of Monroe	Fabrication	Other		
	NV	Steel Partners	Stair Supply	SBE		
	MO	Steelman Transportation	Freight	Other		
	TX	STI Group, Inc.	Fabrication Subcontractor	Other		
	WI	Strohwig Industries	Machining	Other		
	OH	TQL	Freight	Other		
	NV	Tradesmen International	Tradesmen	Other		
	IN	Triad Metals International	Raw Material Supply	Other		
	MO	Tubular Steel	HSS Tube & Raw Materials	Other		
	NV	Union Erectors	Field Repairs	SBE		
	KS	Unique Metal Fabrications	Fabrication Subcontractor	Other		
	TX	Universal Steel America	Material Supplier	Other		
	OH	US Logistics LLC	Freight	Other		
	AZ	VDS West	Fabrication Subcontractor	Other		
	CA	West Coast Inspections	Shop Inspection Services	Other		
	FL	Worldwide Specialty Logistics	Freight	Other		
	NV	Xtra Lease LLC	Trailer Rental	Other		
	WI	Zalk Josephs Fabricators	Fabrication	Other		
	WI	ZMAC Transportation Solutions	Freight	Other		

Original SBE Commitment %	Current Contract \$ Amount	SBE %	Awarded SBE \$Participation	Other \$Participation	Actual SBE \$ Paid	Actual Other \$ Paid
				\$ 207,297		\$ 207,297
				\$ 63,419		\$ 63,419
				\$ 21,050		\$ 21,050
				\$ 154,203		\$ 154,203
				\$ 2,291,647		\$ 2,291,647
			\$ 6,000,175			\$ 4,060,072
			\$ 1,300,000			
				\$ 133,645		\$ 133,645
				\$ 117,455		\$ 117,455
				\$ 987,492		\$ 987,492
			\$ 1,217,747		\$ 1,203,534	
				\$ 37,498		\$ 37,498
				\$ 4,251,206		\$ 4,251,206
				\$ 1,116,364		\$ 1,100,778
				\$ 315,520		\$ 315,520
				\$ 43,832		\$ 43,832
				\$ 108,589		\$ 108,589
				\$ 3,385,010		\$ 3,385,010
			\$ 2,778,286		\$ 2,700,678	
				\$ 2,383,104		\$ 2,383,104
				\$ 13,118		\$ 13,118
				\$ 253,804		\$ 253,804
				\$ 2,776,461		\$ 2,776,461
				\$ 2,338,911		\$ 2,338,911
				\$ 1,364,893		\$ 1,364,893
				\$ 1,347,184		\$ 1,347,184
				\$ 115,532		\$ 115,532
				\$ 18,625		\$ 18,625

This report reflects procurement activity through December 2019.

CC	State	Subcontractor	Scope of Work	SBE/Other	Orig Contract \$ Amount	Original SBE \$ Commitment
1.02a	NJ	Vector Foiltec	ETF Roofing System	Other	\$ 29,701,944	\$ 4,455,292
	CA	Walter P Moore	Professional Engineering	Other		
	IT	Cimolai S.P.A.	Material Supplies	Other		
	NV	Union Erectors	Material Supplies	SBE		
	NV	Reliable Crane Services	Equipment & Storage	SBE		
	NV	General Design & Const. Co., Inc.	Plenum Material	SBE		
	NV	TV Transport	Warehouse	SBE		
	MN	Danny's Construction Co	ETFE Secondary Steel Erection	WBE		
	NV	Unforgettable Coatings	Painting	SBE		
1.02b	VA	Freyssinet, Inc.	Cable Net Roof Support	Other	\$ 31,600,000	\$ 4,740,000
	CH	Fatzer AG	Manufacture & Supply of Fully Locked coil Ropes	Other		
	DE	Bollinger & Grohmann International	Design Services	Other		
	MO	Thornton Tomasetti	Structural Engineering	Other		
	NV	Kordt Engineering	PE Services of Permanent Works	SBE		
	IT	CAVE S.R.L.	Manufacture & Supply of Cable Clamps	Other		
	CH	HFE	Manufacture & Supply of Cable Struts	Other		
	CH	CHINA Grand Engineering	Manufacture & Supply of Temporary Work Steel	Other		
	NV	TV Transport	Yard - Rental, Security & Storage	SBE		
	NV	Vision Construction Services	Crane Rental	SBE		
	NV	Steel Partners, LLC	Installation	SBE		
	NV	Rigging International Group	Rope Access	SBE		
	NV	Southwest Specialty Coatings	Painting Struts	SBE		
	LA	Aggreko, LLC	Electrical Supply	Other		
	TX	Roll-Lift USA, Inc.	Provide Equipment	Other		
	NV	Desert Lumber	Supply Lumber	Other		
	NV	Trinity Land Surveying, Inc.	Land Surveyor	SBE/WBE		
	TX	Layher, Inc.	Tower Bare Rental	Other		
	NV	Mojave Electric	On-Call Electrician	Other		
	NV	Border Construction Specialties	Safety Supplier	Other		
	NV	HD Supply Constuction Supply/WhiteCap	Safety Supplier	Other		
1.03	NV	Sunstate Companies, LLC	PreCast	Other	\$ 25,129,767	\$ 3,769,465

Original SBE Commitment %	Current Contract \$ Amount	SBE %	Awarded SBE \$Participation	Other \$Participation	Actual SBE \$ Paid	Actual Other \$ Paid
15%	\$ 32,684,853	17%				\$ 21,006,916
				\$ 840,325		\$ 840,325
				\$ 7,325,193		\$ 7,325,193
			\$ 3,391		\$ 3,391	
			\$ 8,490		\$ 8,490	
			\$ 20,367		\$ 20,367	
			\$ 1,000,000		\$ 666,186	
			\$ 4,252,000		\$ 794,260	
			\$ 250,000			
15%	\$ 34,633,537	21%				\$ 29,997,211
				\$ 3,848,988		\$ 3,204,419
				\$ 431,332		\$ 371,800
				\$ 175,831		\$ 175,831
			\$ 80,000		80,000.00	
				\$ 284,881		\$ 272,919
				\$ 476,084		\$ 476,084
				\$ 894,626		\$ 847,516
			\$ 428,070		418,997.00	
			\$ 1,615,000		1,204,173.00	
			\$ 4,402,078		4,021,068.00	
			\$ 506,656		160,166.00	
			\$ 180,705		180,705.00	
				\$ 140,000		
				\$ 200,000		234,535.00
				\$ 75,000		62,915.00
			\$ 30,000		25,337.00	
				\$ 290,000		250,565.00
				\$ 55,000		43,225.00
				\$ 35,000		24,608.00
				\$ 30,000		25,415.00
15%	\$ 33,034,013	28%				\$ 31,065,315

This report reflects procurement activity through December 2019.

CC	State	Subcontractor	Scope of Work	SBE/Other	Orig Contract \$ Amount	Original SBE \$ Commitment
	NV	Expansion Specialties	Caulking of PreCast	SBE/VBE		
	NV	GM Construction, LLC	Erection of PreCast - Prior	Other		
	NV	GM Construction, LLC	Erection of PreCast	SBE		
	NV	GM Construction, LLC	Erection of PreCast - Lower Bowl	SBE		
	NV	Westside Building Materials	Supplier	Other		
	NV	Lowe's	Supplier	Other		
	NV	Reliable Steel	Stud & Shield Welding	SBE		
	CA	United Rentals Northwest	Rental	Other		
	OH	Tru-Fit Products of Utah	Field Supplies	Other		
	NV	Fasteners	Field Supplies	Other		
	UT	DJB Gas Service	Fuel	Other		
	NV	Curtis Steel	Material	Other		
	CA	California Tool Welding	Weld Supplies	Other		
	NV	CES	Field Supplies	Other		
	NV	AXT Transportation	Fuel	Other		
	CA	Airgas West	Welding Gas	Other		
	NV	Ahern Rentals	Rental	Other		
	CT	CS Unitec, Inc.	Field Supplies	Other		
	NV	Home Depot	Field Supplies	Other		
	NV	Red-O-Arc Welding	Field Equipment	Other		
	NV	Southern Nevada Welding	Field Supplies	Other		
	NV	PR Diamond Products	Field Small Tools	Other		
	NV	Dielco Crane Services	Crane Services & Hydraulic Lifts	Other		
	NV	Abatix	Supplier	Other		
	WA	Amazon	Supplier	Other		
	NV	Concrete Accessories	Supplier	SBE		
	NV	BC Rope & Rigging	Supplier	SBE		
	NV	Copper State Bolt & Nut Co.	Supplier	Other		
	NV	Core T Trucking	Supplier	Other		
	NV	Fasteners, Inc.	Supplier	Other		
	NV	Cutting Edge	Supplier	Other		
	NV	Harbor Freight Tools	Supplier	Other		
	NV	HD Supply Waterworks	Supplier	Other		
	NV	McFadden-Dale Hardware	Supplier	Other		
	MN	M.A. Mortenson Co.	Supplier	Other		
	NV	Kuker Ranken Vegas	Supplier	Other		
	NV	McIntosh Communications	Supplier	Other		
		Mobile Mini	Supplier	Other		

Original SBE Commitment %	Current Contract \$ Amount	SBE %	Awarded SBE \$Participation	Other \$Participation	Actual SBE \$ Paid	Actual Other \$ Paid
			\$ 205,000		\$ 158,175	
				\$ 2,275,509		\$ 2,275,509
			\$ 4,945,867		\$ 3,999,144	
			\$ 3,462,433		\$ 2,063,417	
				\$ 1,000		\$ 36
				\$ 1,000		\$ 713
			\$ 260,000		\$ 536,310	
				\$ 5,603		\$ 5,603
				\$ 36,886		\$ 36,886
				\$ 10,550		\$ 10,550
				\$ 637		\$ 637
				\$ 619		\$ 619
				\$ 9,671		\$ 9,671
				\$ 959		\$ 959
				\$ 1,533		\$ 1,533
				\$ 541		\$ 541
				\$ 20,530		\$ 20,530
				\$ 555		\$ 555
				\$ 698		\$ 698
				\$ 16,549		\$ 16,549
				\$ 241		\$ 241
				\$ 724		\$ 724
				\$ 1,069,255		\$ 1,069,255
				\$ 50,000		\$ 45,988
				\$ 5,659		\$ 5,659
			\$ 50,000		\$ 19,006	
			\$ 1,894		\$ 1,894	
				\$ 5,000		\$ 105
				\$ 350		\$ 350
				\$ 50,000		\$ 35,064
				\$ 1,000		\$ 455
				\$ 1,000		\$ 348
				\$ 3,000		\$ 4,413
				\$ 500		\$ 213
				\$ 184,549		\$ 194,138
				\$ 500		\$ 182
				\$ 8,830		\$ 9,138
				\$ 15,000		\$ 9,379

This report reflects procurement activity through December 2019.

CC	State	Subcontractor	Scope of Work	SBE/Other	Orig Contract \$ Amount	Original SBE \$ Commitment
	NV	Mobile Materials	Supplier	Other		
	NV	Senergy Petroleum	Supplier	Other		
	NV	Silver State Rope & Rigging	Supplier	Other		
	NV	Steel Edge	Supplier	SBE		
	NV	Precision Aggregate Products	Supplier	SBE		
	OK	Hilti, Inc.	Supplier	Other		
	NV	JS&S Surveying, Inc.	Suveying	SBE/MBE		
	NV	Home Depot	Supplier	Other		
	IL	U-Line	Supplier	Other		
	NV	Monsen Engineering	Supplying Engineering Equip	Other		
	IL	Reddaway, Inc.	Freight Charges	Other		
	NV	JLB Land Surveying, LLC	Supplier	Other		
	GA	Conac - Concrete Product Solutions	Supplier	Other		
	NV	Standard Steel, LTD	Welding	Other		
	NV	Commercial Hardward	Consumables	Other		
	NV	Fasteners, Inc.	Consumables	Other		
	NV	Terrible Herbst	Water/Ice	Other		
	NV	Home Depot	Small Tools	Other		
	NV	McFadden Dale Hardware	Consumables	Other		
	NV	Praxair, Inc.	Consumables	Other		
	NV	Walmart	Ice/Water	Other		
	NV	Ahern Rentals	Equipment Rental	Other		
	NV	Harbor Freight	Consumables	Other		
	NV	Lowe's	Consumables	Other		
	NV	Hilti	Small Tools	Other		
	NV	United Rentals	Equipment Rental	Other		
	NM	Heatly Engineering	Design/Engineering of PreCast	Other		
	NV	Western Pacific Precast, LLC	Precast Elements	Other		
1.04/1.05	MN	Harris Companies	Mechanical & Plumbing	Other	\$ 121,500,000	\$ 18,225,000
	NV	Maui One Excavating	Trenching, Excating & Hauling	SBE/MBE		
	NV	Lone Mountain Excavation	Site Prep	Other		
	NV	Trinity Land Survey	Box Culvert - Survey	SBE/WBE		
	NV	C-Los Industries	Warehouse Lease to Erect Oval Mock-up	SBE/MBE		
	NV	Mechanical Equipment Reps	Provide Computer Room AC Units	SBE/MBE		

Original SBE Commitment %	Current Contract \$ Amount	SBE %	Awarded SBE \$Participation	Other \$Participation	Actual SBE \$ Paid	Actual Other \$ Paid
				\$ 10,000		\$ 4,425
				\$ 100,000		\$ 27,972
				\$ 220,539		\$ 220,539
			\$ 150,000		\$ 55,903	
			\$ 40,000		\$ 11,661	
				\$ 1,000		\$ 196
			\$ 177,408		\$ 46,680	
				\$ 1,000		\$ 132
				\$ 5,000		\$ 4,001
				\$ 30,000		\$ 26,478
				\$ 2,000		\$ 435
				\$ 13,215		\$ 13,215
				\$ 2,387		\$ 2,387
				\$ 532,607		\$ 532,607
				\$ 500		\$ 36
				\$ 2,500		\$ 2,265
				\$ 2,500		\$ 1,441
				\$ 3,000		\$ 1,347
				\$ 2,500		\$ 704
				\$ 15,000		\$ 12,091
				\$ 500		\$ 67
				\$ 5,000		\$ 2,755
				\$ 1,500		\$ 53
				\$ 1,500		\$ 208
				\$ 10,000		\$ 4,984
				\$ 5,000		\$ 4,593
				\$ 1,768,710		\$ 1,711,822
				\$ 17,590,904		\$ 17,106,913
15%	\$ 134,242,462	21%				\$ 100,399,452
			\$ 2,855,326		\$ 2,540,220	
				\$ 2,098,170		\$ 1,567,562
			\$ 50,000		\$ 13,065	
			\$ 5,412		\$ 5,412	
			\$ 372,194			

This report reflects procurement activity through December 2019.

CC	State	Subcontractor	Scope of Work	SBE/Other	Orig Contract \$ Amount	Original SBE \$ Commitment
	NV	Corporate Air Mechanical Services	Furnish 3 Pump Skids, 2 Head Exhcangers, 6 Domestic Heat Exchangers, 1 Triplex Booster Pump Package, 2 Rolairtrols...	SBE		
	NV	Corporate Air Mechanical Services	Furnish 6 Cell Stainless Cooling Tower w/Free Cooling and Single Flange Inlet	SBE		
	NV	Corporate Air Mechanical Services	7 Boilers	SBE		
	NV	Corporate Air Mechanical Services	Supplies - Fans & PCU's	SBE		
	NV	Corporate Air Mechanical Services	Furnish 35 Electric Water Heaters & 7 ASME 125# Storage Tanks	SBE		
	NV	Corporate Air Mechanical Services	Provide 1 Lot Fabric Duct (Ductsox) & Associated hangers	SBE		
	NV	Corporate Air Mechanical Services	Provide 26 Fire Smoke Dampers, 48 Fire Dampers & 6 Silencers	SBE		
	NV	Corporate Air Mechanical Services	Provide 1 Lot Metal-Fab UL Listed Grease Duct, 1 Lot Metal-Fab UL Listed General Exhaust Flue, & 1 Lot Metal Fab UL Listed boiler Exhaust Flue	SBE		
	NV	LTSA, LLC	Furnish air Handling Units;VAV's & BCU's	SBE		
	NV	LTSA, LLC	Provide 26 Variable Frequency Drives with 3% Line Reactors & 20 Passive Harmonic Filters	SBE		
	MN	Trane U.S., Inc.	Furnish & Install BAS Mechanical Control System	Other		
	NV	Lawyer Mechanical Services	HVAC Controls Installation	SBE		
	NV	Precision Automation	Low Voltage Controls HVAC Controls Installation	SBE		
	NV	Advanced Controls & Electric	Low Voltage HVAC Controls Installation	SBE		
	NV	Ideal Supply Company	Provide all Galvanized Victaulic Fittings Supplies	SBE		
	NV	Energy Mechanical Insulation	Furnish & Install Plumbing Insulation	SBE/WBE		
	NV	Energy Mechanical Insulation	Furnish & Install Piping Insulation	SBE/WBE		
	NV	Energy Mechanical Insulation	Furnish & Install Mechanical Insulation	SBE/WBE		
	NV	Energy Mechanical Insulation	Furnish & Install All Fire-Stopping on all Plumbing, Piping & Mechanical Systems	SBE/WBE		
	NV	BrandSafway	Scaffolding erection & rental	Other		
	NV	Superior Duct Fabrication	Fabricate & Supply all round ductwork Fittings	Other		
	NV	Mesa Mechanical	Beverage Conduite & CO2 Branch Lines	SBE/WBE		

Original SBE Commitment %	Current Contract \$ Amount	SBE %	Awarded SBE \$Participation	Other \$Participation	Actual SBE \$ Paid	Actual Other \$ Paid
			\$ 954,100		\$ 924,199	
			\$ 597,274		\$ 23,468	
			\$ 403,133		\$ 372,690	
			\$ 1,799,895		\$ 1,799,895	
			\$ 187,079		\$ 179,508	
			\$ 1,021,488			
			\$ 87,400			
			\$ 2,444,744			
			\$ 6,851,295		\$ 6,851,295	
			\$ 280,788			
				\$ 2,951,309		\$ 1,193,183
			\$ 1,715,296			
			\$ 870,433			
			\$ 500,000			
			\$ 2,670,892		\$ 2,661,322	
			\$ 655,368		\$ 349,371	
			\$ 1,354,065		\$ 772,405	
			\$ 742,766		\$ 378,944	
			\$ 731,582		\$ 384,584	
				\$ 38,563		
				\$ 1,070,506		\$ 849,016
			\$ 700,000			

This report reflects procurement activity through December 2019.

CC	State	Subcontractor	Scope of Work	SBE/Other	Orig Contract \$ Amount	Original SBE \$ Commitment
	IL	BevStream Corp.	Beverage Conduit System & CO2 Branch lines	Other		
	NV	Mesa Mechanical	Beverage Piping Install	SBE/WBE		
	NV	Spider	Swing Stages	Other		
	NV	Jcord, LLC	Saw Cutting and Core Drilling	SBE		
	NV	MMC, Inc.	Vacuum Truck for Cleaning Sump Basins & Interceptors	Other		
	NV	Tabitt	HVAC & Plumbing Testing, Adjusting & Balancing	Other		
	NV	Commercial Scaffolding, Inc.	Provide Rental, Erection & Dismantle Scaffold	SBE		
	BC	Global Rope Access	Furnish, Install & Remove Rigging	Other		
	NV	Rigging International	Furnish, Install & Remove Rigging	SBE		
1.06 & 4.08	NV	Gephart/Morse	Electrical & Low Voltage	Other	\$ 85,793,108	\$ 13,087,750
	NV	Morse Electric				
	NV	A-1 Concrete	Concrete & Excavation	SBE/MBE		
	NV	MMC	Hydro Excavating	Other		
	NV	Pyrocom	Sprinkler Monitoring Dialer	SBE/WBE		
	NV	Hampton Tedder Electric	Electrical Testing	Other		
	NV	Lone Mountain Excavation	Excavation	Other		
	NV	Live Electric	Electrical	SBE/WBE		
	NV	Westland State	Parking	Other		
	NV	The Tiberti Fence Company	Drilling	SBE		
	NV	Main Electric	Electrical Supplier	Other		
	NV	Codale Energy	Electrical Supplier	Other		
	CA	Industrial Electric Mftg	Electrical Distribution	Other		
	NV	CESS	Generator/PDV's/Transfer Switches & Show Power, Broadcast Truck Power, Pedestals	SBE/MBE		
	NV	National Field Services	Electrical Acceptance Testing & Studies	Other		
	NV	General Design & Const.	Fabrication	SBE		
	NV	Valley Steel	Unload and set Electrical Gear	SBE/WBE		
	NV	Coherent Design	AV Design Assist, Testing & Commissioning	SBE		
	NV	Johnson Controls Fire Protection	Fire Alarm System	Other		
	PA	Tait Towers Manufacturing, LLC	Design Development for Speaker Array Rigging	Other		
	NV	Clinton Nevada, LLC	Supply Commscope Cable	SBE		
		Well Equipment, Inc.	Supply Low Voltage Cabling Materials & Equipment	SBE		

Original SBE Commitment %	Current Contract \$ Amount	SBE %	Awarded SBE \$Participation	Other \$Participation	Actual SBE \$ Paid	Actual Other \$ Paid
				\$ 1,717,000		
			\$ 612,000			
				\$ 38,278		
			\$ 160,000			
				\$ 20,000		
				\$ 567,000		
			\$ 61,450			
				\$ 7,888		
			\$ 36,000			
15%	\$ 146,505,063	15%	\$ 2,974,302			\$ 93,473,494
			\$ 127,418		\$ 127,418	
				\$ 10,450		\$ 10,450
			\$ 8,860		\$ 8,860	
				\$ 1,250		\$ 1,250
				\$ 2,042,053		\$ 2,031,693
			\$ 71,700		\$ 71,700	
				\$ 922,293		\$ 922,293
			\$ 25,337		\$ 25,026	
				\$ 2,407,765		\$ 2,292,607
				\$ 1,932,535		\$ 794,210
				\$ 6,263,411		\$ 5,940,591
			\$ 2,603,176		\$ 1,715,267	
				\$ 313,815		\$ 202,440
			\$ 50,492		\$ 50,492	
			\$ 31,350		\$ 31,350	
			\$ 168,000		\$ 56,000	
			\$ -	\$ 4,613,308		\$ 2,958,294
				\$ 24,150		
			\$ 2,011,685		\$ 857,531	
			\$ 1,535,837		\$ 822,405	

This report reflects procurement activity through December 2019.

CC	State	Subcontractor	Scope of Work	SBE/Other	Orig Contract \$ Amount	Original SBE \$ Commitment
	BC	Global Rope Access	Speaker Install, Infill speakers, Array speaker, cable pull	Other		
	NV	Simply Connected, Inc.	Harman Order	Other		
	NV	Jcord, LLC	Scanning/coredrilling	SBE		
	MN	Gephart Electric, Inc.				
	MN	Border States Supply	Electrical Supplies	Other		
	NV	CESS	Cable Tray/Interior & Sports Lighting	SBE/MBE		
	NV	Fastener & Supply Co., Inc	Electrical Supplies	Other		
	IL	Global Equipment Company, Inc.	Electrical Supplies	Other		
	MN	Graybar Electric Supply	Electrical Supplies	Other		
	NV	Las Vegas Lighting	Feeder Cable & Branch Wire	SBE/MBE		
	NV	Live Electric	Generator Distribution Feeds - Quad A, B, C & D	SBE/WBE		
	MN	MA Mortenson	Equipment Rental	Other		
	CO	National Lightning Protection	Lightning Protection System	Other		
	NV	Nedco Supply	Electrical Supplies	Other		
	MN	Povolny Specialties	Electrical Supplies	Other		
	NV	Rosendin	Install MV Cables, Install & Terminate 600V Cables	Other		
	MN	Total Tool Supply, Inc.	Electrical Material	Other		
	MN	Viking Electric Supply	Electrical Supplies	Other		
	NV	Brandsafeway Services	Level 350 Electrical Installation	Other		
	AZ	Communications Integrators	Electrical Supplies	Other		
	MN	Gopher Stage Lighting	Electrical Supplies	Other		
	NV	Jcord Construction Services	Pole Bases	SBE		
	NV	Merli Concrete Pumping	Concrete Pumping	SBE		
	NV	R.E.B Construction	Drill Foundations	Other		
	NV	DIG 3, LLC	Excavation	Other		
	NV	MMC, Inc.	Hydro Excavation	Other		
	TX	Vahle Electrifications Systems	Electrical	Other		
	MS	Sequel Electric Supply	Electrical Supplies	Other		
1.07	NV	Desert Fire Protection, LP	Fire Protection	Other	\$ 14,200,000	\$ 2,130,000
	NV	TAB Contractors	Underground Fire Line	Other		
	NV	Jcord Construction	GPR & Core Drill	SBE		

Original SBE Commitment %	Current Contract \$ Amount	SBE %	Awarded SBE \$Participation	Other \$Participation	Actual SBE \$ Paid	Actual Other \$ Paid
				\$ 349,780		\$ 10,280
				\$ 2,658,256		\$ 2,672,520
			\$ 2,800			
				\$ 73,751		\$ 73,139
			\$ 9,687,535		\$ 1,723,939	
				\$ 121,319		\$ 121,318
				\$ 16,861		\$ 16,861
				\$ 61,424		\$ 52,929
			\$ 1,343,141		\$ 558,126	
			\$ 699,641		\$ 471,160	
				\$ 801,684		\$ 532,410
				\$ 127,040		
				\$ 63,571		\$ 61,469
				\$ 36,610		\$ 36,610
				\$ 526,906		\$ 415,283
				\$ 19,599		\$ 19,551
				\$ 12,257		\$ 12,174
				\$ 34,150		\$ 25,772
				\$ 185,618		\$ 183,480
				\$ 1,620,383		\$ 451,429
			\$ 624,485			
			\$ 10,000			
				\$ 60,000		
				\$ 70,000		
				\$ 5,000		
				\$ 26,745		
				\$ 15,799		\$ 15,799
15%	\$ 15,075,987	15%	\$ 271,831			\$ 8,279,521
				\$ 115,655		\$ 100,475
			\$ 30,000		\$ 30,000	

This report reflects procurement activity through December 2019.

CC	State	Subcontractor	Scope of Work	SBE/Other	Orig Contract \$ Amount	Original SBE \$ Commitment
	NV	JS&S Inc.	Fire Sprinkler Layout with Trimble	SBE/MBE		
	NV	Lucky Transportation	Transportation	SBE		
	NV	Energy Mechanical Insulation	Fire Caulking & Insulation of Pipe	SBE		
	NV	Monsen Engineering Services	Plotter & Printing Supplies	SBE		
	NV	Silver State Marketing Group	Supply bulk Fire Sprinkler Material & Pipe & Fittings	SBE		
	NV	Sin City Portables, LLC	Portable RestRoom Rentals	SBE		
	NV	Lone Mountain Excavation	South FDC Underground	Other		
	NV	Carefree Catering	Site Water Delivery	SBE		
	NV	Ice Now NV, LLC	Ice & Water	SBE		
1.08/1.09	NV	Enclos Corp.	Exterior Curtainwall/Ribbon Rainscreen	Other	\$ 97,194,122	\$ 14,620,335
	NV	Innova Technologies	Structural Engineering/Material Mock-up	SBE/MBE		
	NV	Union Erectors	Steel Structure & Install Material Mock-up	SBE		
	NV	Affordable Federal Services	Misc. Construction Services	SBE		
	NV	Walters & Wolf	Storefront	Other		
	NC	Assa Abloy Entrance Systems	Door Auto Operators Supply & Install	Other		
	NV	Hershberger Bros Welding	Curtainwall Anchor & Steel Clips	SBE		
	NV	FASCO	Fasteners	SBE		
	TX	Baker Metal	CW Metal Panels	Other		
	NV	Expansion Specialties	Exterior Expansion Joint System	SBE/VBE		
	NV	Gephart/Morse Electrical	Operable Door	Other		
	NV	Union Erectors	Operable Door	SBE		
	CA	Railworks Track Service	Welding on back for Operable Doors	Other		
	NV	Team Construction	Grouting - operable door	Other		
	NV	Reliable Crane Services	Crane Services	SBE		
	CA	Construction Consulting Lab West	Field Testing	Other		
1.10	NV	KONE	Elevator & Lifts	Other	\$ 17,942,010	\$ 1,435,361
	NV	Hightower Trucking, Inc.	Warehouse/Logistics Support	SBE/MBE		
	NV	Storage on Wheels, Inc.	Jobsite Trailer	Other		

Original SBE Commitment %	Current Contract \$ Amount	SBE %	Awarded SBE \$Participation	Other \$Participation	Actual SBE \$ Paid	Actual Other \$ Paid
			\$ 6,312		\$ 6,312	
			\$ 86,000		\$ 73,268	
			\$ 96,030		\$ 40,338	
			\$ 3,000		\$ 3,000	
			\$ 1,760,225		\$ 926,203	
			\$ 2,000			
				\$ 92,394		\$ 92,394
			\$ 2,000		\$ 1,890	
			\$ 8,000			
15%	\$ 100,347,609	17%				\$ 74,446,466
			\$ 14,618		\$ 14,618	
			\$ 20,717		\$ 20,717	
			\$ 9,845,714		\$ 6,799,143	
				\$ 2,041,571		
				\$ 47,250		
			\$ 1,552,501		\$ 1,552,501	
			\$ 650,000		\$ 512,719	
				\$ 6,421,181		\$ 5,113,347
			\$ 783,570		\$ 22,088	
				\$ 143,111		
			\$ 4,467,010		\$ 690,771	
				\$ 50,400		
				\$ 103,777		
			\$ 130,000			
				\$ 15,000		
8%	\$ 18,741,711	8%	\$ 317,837			\$ 11,327,920
			\$ 955,000		\$ 934,326	
				\$ 15,000		\$ 3,859

This report reflects procurement activity through December 2019.

CC	State	Subcontractor	Scope of Work	SBE/Other	Orig Contract \$ Amount	Original SBE \$ Commitment
	NV	CESS	Misc. Electrical Supplies	SBE/MBE		
	TX	Platinum Specialty Services	Scaffolding	Other		
	NV	Codale Electric Supply	Electrical Supplies	Other		
	TX	Hutcherson Elevator Co.	Freight Elevator - D5, Install 6 hatch doors, 1 car gate	Other		
	TX	Hutcherson Elevator Co.	Freight Elevator - C3, Install 7 hatch doors, 1 car gate	Other		
	NV	Union Erectors	Furnish Material	SBE		
	NV	Energy Mechanical Insulation	Firestopping	SBE/WBE		
	NV	Jcord LLc	Drill holes to hang rigging to hoist escalator	SBE		
	NV	Dielco Crane	Craning of the Escalators	Other		
	NV	Ameripro Service Systems, Inc.	On-Site Fuel & Lube	Other		
	MN	MA Mortenson Company	Equipment Rentals	Other		
	NV	Fasco	Vendor/Bin Stak	SBE		
2.01a	NV	Trinity Land Survey	Box Culvert - Survey	SBE/WBE	\$ 38,770	\$ 38,770
2.01f	NV	Marnell Masonry	Box Culvert - Masonry	SBE	\$ 33,198	\$ 33,198
2.01h	NV	Sahara Concrete	Box Culvert - Site Concrete, Paving & Hardscapes	SBE	\$ 3,678,883	\$ 3,678,883
	NV	CMC Rebar	Box Culvert - Reinforcing (Supply & Install)	Other		
	NV	Dielco Crane Services	Box Culvert - Crane Work	Other		
	NV	Merli Concrete Pumping	Box Culvert - Concrete Pump	SBE		
	NV	A-1 Concrete	Demolition	SBE/MBE		
2.01k	NV	The Tiberti Fence Company	Box Culvert - Fence	SBE	\$ 256,862	\$ 256,862
	NV	Flippen's Trenching	143 Holes	SBE		
2.02/2.03	NV	Tab Contractors	Box Culvert /Earthwork/Site Utilities	Other	\$ 15,258,168	\$ 10,707,010
	NV	Brightview Landscape	Box Culvert - Landscape & Irrigation	Other		

Original SBE Commitment %	Current Contract \$ Amount	SBE %	Awarded SBE \$Participation	Other \$Participation	Actual SBE \$ Paid	Actual Other \$ Paid
			\$ 71,500		\$ 10,149	
				\$ 75,000		\$ 79,994
				\$ 15,000		\$ 11,724
				\$ 62,900		
				\$ 70,100		
			\$ 80,000		\$ 63,745	
			\$ 75,000		\$ 10,259	
			\$ 16,500		\$ 12,660	
				\$ 6,500		\$ 4,250
				\$ 20,000		\$ 11,250
				\$ 260,000		\$ 62,252
			\$ 8,000			
100%	\$ 71,251	100%	\$ 71,251		\$ 71,251	
100%	\$ 33,198	100%	\$ 33,198		\$ 33,198	
100%	\$ 4,180,022	100%	\$ 3,919,506		\$ 4,180,022	
				\$ 794,604		\$ 794,604
				\$ 107,725		\$ 107,725
			\$ 78,642	\$ -	\$ 78,642	
			\$ 181,874		\$ 181,874	
100%	\$ 273,389	100%	\$ 264,666		\$ 248,338	
			\$ 8,723		\$ 8,723	
70%	\$ 28,963,859	44%				\$ 25,395,858
				\$ 21,550		\$ 21,550

This report reflects procurement activity through December 2019.

CC	State	Subcontractor	Scope of Work	SBE/Other	Orig Contract \$ Amount	Original SBE \$ Commitment
	NV	Sanders Construction	Drilling & Blasting	SBE		
	NV	JS & S Surveying	Land Survey & Construction Staking	SBE/MBE		
	NV	A-1 Concrete Cutting	Core Drilling/Concrete Cutting/Demolition	SBE/MBE		
	NV	M Con, Inc.	Utility Work Installation	SBE/MBE		
	NV	MMC, Inc.	Hydro Excavating/Vactor	Other		
	NV	Nevada Ready Mix	Concrete	Other		
	NV	Nelson Hiniker Striping	Traffic Control	SBE		
	NV	Sticha Inc.	Trucking Materials	Other		
	NV	National Trench Safety	Steel Plates & Shoring	Other		
	MO	Core & Main	Water Materials	Other		
	NV	Wells Cargo, Inc.	Asphalt Paving	Other		
	NV	Merli Concrete Pumping	Pump Concrete	SBE		
	NV	MMC, Inc.	Hydro Excavating/Pot Holing	Other		
	NV	TAB Contractors	Excavating	Other		
	CA	Viking Drillers, Inc.	Abandonment (4) Monitoring Wells	Other		
	NV	Acme Electric	Remove/Replace Street Lights	Other		
	NV	Boulder Sand & Gravel	Gravel base for concrete & asphalt disposal	SBE		
	NV	Elkhorn Environmental	Trucking/Street Sweeping	SBE		
	NV	Donovan Brothers Trucking	Trucking/Haul-Off	SBE		
	NV	Merli Concrete Pumping	Box Culvert - Concrete Pump	SBE		
	NV	Olson PreCast Company	Install Storm Drain & Sewer MH & Drop Inlets	SBE		
	NV	Armorock, LLC	Manhole Materials	Other		
	NV	Nevada Tap Master	Wet Tap	SBE		
	NV	Nevada Water Trucks	Water Truck	SBE		
	NV	Enco Southwest, Inc.	Pump Controls	SBE		
	NV	M Con, Inc.	Main Water Line	SBE/MBE		

Original SBE Commitment %	Current Contract \$ Amount	SBE %	Awarded SBE \$Participation	Other \$Participation	Actual SBE \$ Paid	Actual Other \$ Paid
			\$ 2,309,326		\$ 2,193,860	
			\$ 384,517		\$ 206,683	
			\$ 75,000		\$ 72,325	
			\$ 435,993		\$ 414,193	
				\$ 18,550		\$ 18,550
				\$ 20,000		\$ 19,423
			\$ 3,240		\$ 3,240	
				\$ 1,080		\$ 1,080
				\$ 285,000		\$ 522,277
				\$ 29,790		\$ 27,992
				\$ 77,527		\$ 68,555
			\$ 639		\$ 639	
				\$ 812,876		\$ 812,876
				\$ 5,000		
				\$ 8,800		\$ 8,800
				\$ 358,381		\$ 358,381
			\$ 357,361		\$ 316,110	
			\$ 2,384,021		\$ 2,384,021	
			\$ 2,619,067		\$ 2,716,188	
			\$ 10,000		\$ 2,979	
			\$ 478,911		\$ 267,016	
				\$ 325,230		\$ 325,230
			\$ 49,895		\$ 48,765	
			\$ 265,877		\$ 265,877	
			\$ 208,780		\$ 208,780	
			\$ 3,060,201		\$ 2,067,223	

This report reflects procurement activity through December 2019.

CC	State	Subcontractor	Scope of Work	SBE/Other	Orig Contract \$ Amount	Original SBE \$ Commitment
	NV	Ahern Rentals	Equipment Rental	Other		
	NV	MMc Inc.	Vactor/Pothole Services	Other		
	CA	Cashman Equipment Co.	Equipment Rental	Other		
	TX	Aggregate Industries	Type II Supplier	Other		
	MO	Core & Main	Material Supplier	Other		
	NV	National Trench Safety	Shoring/Trench Plates	Other		
	NV	Nevada Ready Mix	Concrete Supplier	Other		
	NV	Rinker Materials	RPC Onsite/Offsite	Other		
	NV	HD Barricade, Inc.	Traffic Control	Other		
	NV	Sticha Inc.	Trucking	Other		
	NV	Las Vegas Paving	Cold Mix	Other		
	CA	HD White Cap	Safety Supplies	Other		
	NV	Olson Precast Company	8" Meter Vaults	SBE		
	NV	Las Vegas Paving	Flaggers	Other		
	NV	Wells Cargo, Inc.	Asphalt Patching	Other		
	NV	Nelson Hiniker Striping	Striping/Traffic Control	SBE		
	NV	Sahara Concrete	Concrete Repair	SBE		
2.05	CA	Malcolm Drilling	Deep Foundations	Other	\$ 8,630,311	\$ 1,588,177
	NV	CMC Steel	Reinforcing Steel	Other		
	NV	Steel Edge, Inc.	Piles	SBE		
	NV	Precision aggregate Products	Supply Grout for Deep Foundations	SBE		
	NV	Trinity Land Survey	Box Culvert - Survey	SBE/WBE		
	NV	Dielco Crane Service	Crane Lift Services	Other		

Original SBE Commitment %	Current Contract \$ Amount	SBE %	Awarded SBE \$Participation	Other \$Participation	Actual SBE \$ Paid	Actual Other \$ Paid
				\$ 12,000		\$ 11,744
				\$ 15,000		\$ 13,825
				\$ 4,478		\$ 4,478
				\$ 50,000		\$ 45,089
				\$ 675,000		\$ 519,374
				\$ 25,000		\$ 19,019
				\$ 20,000		\$ 18,499
				\$ 150,000		\$ 132,896
				\$ 2,500		\$ 2,400
				\$ 1,394		\$ 1,338
				\$ 2,500		\$ 500
				\$ 5,000		\$ 5,131
			\$ 62,997		\$ 55,686	
				\$ 1,006		\$ 1,006
				\$ 158,675		\$ 158,675
			\$ 142,018		\$ 116,752	
			\$ 2,836			
18%	\$ 10,729,892	26%				\$ 10,729,892
				\$ 2,200,385		\$ 2,096,926
			\$ 457,446		\$ 457,446	
			\$ 2,133,225		\$ 2,133,225	
			\$ 187,619		\$ 187,619	\$ -
				\$ 20,353		\$ 20,353

This report reflects procurement activity through December 2019.

CC	State	Subcontractor	Scope of Work	SBE/Other	Orig Contract \$ Amount	Original SBE \$ Commitment
	NV	TAB Contractors	Load Haul-off & Dispose ACIP Spoils	Other		
	NV	Fugro USA Land	Osterberg Cell load testing equipment & services	Other		
	NV	Clark Welding & Fabricating	Welding	Other		
	NV	White Cap	General Building Materials	Other		
	NV	United Rentals	Rental Equipment	Other		
	NV	MMC	Potholing/Vac Truck Work	Other		
2.99/3.99	NV	Mortenson/McCarthy	Structural Concrete	Other	\$ 128,419,469	\$ 19,262,920
3.99a	WI	Gateway Forming Systems	Horizontal Formwork	Other		
	NV	Region 9 Safety	Safety Director	SBE/MBE		
	NV	Pacific Construction Services	Shoring Rental/Lumber	SBE		
3.99b	NV	CMC Rebar	Reinforcing	Other		
	NV	Steel Edge, Inc.	Reinforcing Steel	SBE		
	NV	Precision Aggregate Products	Concrete	SBE		
	NV	Merli Concrete	Concrete Pumping	SBE		
	NV	Penhall Co.	Demolition	Other		
	NV	Copper State Bolt & Nut Co.	Materials	Other		
	NV	Jcord	Demolition	SBE		
	NV	Ahern Rentals	Equipment Rental	Other		
	AZ	Sunstate Equipment	Equipment Rental	Other		
	CA	HD Supply	Supplies & Materials	Other		
	NJ	Hilti	Small Tools , Materials & Equipment	Other		
	TX	H & E Equipment	Equipment Rental	Other		
	GA	Herc Rentals	Equipment Rental	Other		
	NV	Lynco Associates	Epoxy & Rebar Enbeds	Other		

Original SBE Commitment %	Current Contract \$ Amount	SBE %	Awarded SBE \$Participation	Other \$Participation	Actual SBE \$ Paid	Actual Other \$ Paid
				\$ 221,790		\$ 210,700
				\$ 205,817		\$ 205,817
				\$ 51,702		\$ 51,702
				\$ 44,503		\$ 44,503
				\$ 20,791		\$ 20,791
				\$ 1,125		\$ 1,125
15%	\$ 142,926,934	25%				\$ 122,747,095
				\$ 15,128,319		\$ 15,128,319
			\$ 168,341		\$ 168,341	
			\$ 1,000,000		\$ 934,987	
				\$ 20,954,521		\$ 18,947,304
			\$ 5,358,109		\$ 5,358,109	
			\$ 15,285,287		\$ 13,489,559	
			\$ 722,421		\$ 719,911	
				\$ 80,648		\$ 80,648
				\$ 10,000		\$ 5,762
			\$ 1,883,562		\$ 1,694,384	
				\$ 40,000		\$ 22,512
				\$ 5,000		\$ 3,694
				\$ 40,000		\$ 25,480
				\$ 91,329		\$ 91,329
				\$ 20,000		\$ 6,934
				\$ 30,000		\$ 15,116
				\$ 54,000		\$ 46,420

This report reflects procurement activity through December 2019.

CC	State	Subcontractor	Scope of Work	SBE/Other	Orig Contract \$ Amount	Original SBE \$ Commitment
	IL	CDW Direct, LLC	Technology Equipment	Other		
	NV	Atlas Construction Supply	Column Formwork - Supplies	Other		
	NV	BC Wire Rope & Rigging	Rigging Supplies	SBE		
	NV	Pacific Construction Services	Lumber - Supplier	SBE		
	NV	Construction Testing Services	Professional Services	Other		
	NV	Concrete Accessories	Grout/Concrete - Supplier	SBE		
	MN	Curtis 1000 Inc.	Materials	Other		
	MN	ESCH Construction Supply	Materials	Other		
	NV	FASCO	Materials	SBE		
	NV	Fastenal Company	Materials	Other		
	NV	Fasteners Inc.	Thread Supplier	Other		
	NV	Glove Connection	Safety Equipment & Small Tools	SBE		
	IL	Grainger	Construction Supplies	Other		
	NJ	Hilti	Small Tools & Epoxy	Other		
	WA	KR	Materials	Other		
	CO	Smalley & Company	Water Stop Supplies	Other		
	NV	HD Supply White Cap	Materials	Other		
	NV	New Life Office LLC	Workstation Materials	Other		
	PA	Norcen Industries	Materials	Other		
	NV	NOVA Geotechnical & Inspection	Professional Services	Other		
	MO	Office Essentials	Office Supplies	Other		
	NV	Staples	Office Supplies	Other		
	NV	William Vollmer	Materials	Other		
	CO	RMD KWIKform North America	Materials	Other		
	NV	M.J. Dean Construction	Concrete Forming	Other		

Original SBE Commitment %	Current Contract \$ Amount	SBE %	Awarded SBE \$Participation	Other \$Participation	Actual SBE \$ Paid	Actual Other \$ Paid
				\$ 35,000		\$ 10,933
				\$ 1,500,000		\$ 347,413
			\$ 650,000		\$ 355,214	
			\$ 1,500,000		\$ 1,053,801	
				\$ 100,000		\$ 88,076
			\$ 200,000		\$ 163,284	
				\$ 3,450		\$ 1,205
				\$ 3,000		\$ 2,573
			\$ 100,000		\$ 55,707	
				\$ 2,450		\$ 348
				\$ 200,000		\$ 153,939
			\$ 300,000		\$ 252,140	
				\$ 10,000		\$ 5,914
				\$ 500,000		\$ 394,417
				\$ 20,000		\$ 8,248
				\$ 10,500		\$ 1,505
				\$ 1,200,000		\$ 1,122,717
				\$ 42,000		\$ 2,944
				\$ 20,000		\$ 1,826
				\$ 20,000		\$ 3,779
				\$ 2,000		\$ 380
				\$ 10,000		\$ 3,012
				\$ 20,000		\$ 2,756
				\$ 2,000,000		\$ 1,645,321
				\$ 1,200,000		\$ 1,143,842

This report reflects procurement activity through December 2019.

CC	State	Subcontractor	Scope of Work	SBE/Other	Orig Contract \$ Amount	Original SBE \$ Commitment
	AZ	UFP Chandler, LLC	Materials	Other		
	IL	Uline, Inc.	Materials	Other		
	NV	Reliable Crane	Crane Rental	SBE		
	NV	Eberhard SW Roofing	Water Stop Supplies	SBE		
	NV	IQC Southwest, LLC	Quality Control - Inspections	Other		
	NV	Artkore LLC	Materials	SBE		
	NV	Commercial Scaffolding of Nevada	Stair Tower & Scaffolding	SBE		
	NV	Union Erectors	Steel Corrections	SBE		
	SD	Dakota Riggers & Tool Supply	Materials	Other		
	NV	Fiber Tech Lifting Products	Materials	Other		
	NV	Hershberger Bros Welding	Materials	SBE		
	NV	June Rose, LLC	Materials	SBE		
	MN	Mars Supply	Materials	Other		
	NV	RGR Training Center	Safety Training	Other		
	NV	Border Construction Specialties	Materials	Other		
	GA	Global Equipment Co.	Materials	Other		
	NV	Go2 Partners	Materials	Other		
	MD	Canam Steel Corporation	Materials	Other		
	NV	Mobile Materials, LLC	Materials	Other		
	WA	Safeworks Holding, Inc.	Materials	Other		
	NV	BrandSafway Services, LLC	Scaffolding	Other		
	MN	Acme Tools	Small Tools	Other		
	WA	Amazon Business	Misc. Supplies	Other		
	NV	Ice Now	Ice & Water	SBE		
		Deslauries, Inc.	Equipment Rental	Other		

Original SBE Commitment %	Current Contract \$ Amount	SBE %	Awarded SBE \$Participation	Other \$Participation	Actual SBE \$ Paid	Actual Other \$ Paid
				\$ 25,500		\$ 8,499
				\$ 10,000		\$ 3,269
			\$ 7,000,000		\$ 1,825,755	
			\$ 50,000		\$ 43,434	
				\$ 500,000		\$ 394,193
			\$ 1,500		\$ 602	
			\$ 500,000		\$ 219,442	
			\$ 861,388		\$ 861,388	
				\$ 3,450		\$ 122
				\$ 2,000		\$ 217
			\$ 10,000		\$ 4,528	
			\$ 30,000		\$ 9,434	
				\$ 5,000		\$ 1,038
				\$ 20,000		\$ 3,360
				\$ 30,000		\$ 16,431
				\$ 10,000		\$ 1,044
				\$ 5,000		\$ 1,312
				\$ 10,000		\$ 2,336
				\$ 20,000		\$ 9,540
				\$ 200,000		\$ 172,026
				\$ 392,092		\$ 329,552
				\$ 5,000		\$ 222
				\$ 5,000		\$ 2,600
			\$ 20,000		\$ 12,339	
				\$ 20,000		\$ 5,311

This report reflects procurement activity through December 2019.

CC	State	Subcontractor	Scope of Work	SBE/Other	Orig Contract \$ Amount	Original SBE \$ Commitment
	MN	Tforce Final Mile LLC	Materials	Other		
	NV	GM Construction	Professional Services	SBE		
	NV	ORR Safety Corp.	Safety Supplies	Other		
	PA	Traffic Safety Store	Materials	Other		
	NV	Silver Star Ready Mix	Site Concrete	Other		
3.01	WA	Corona Stud & Deck, LLC	Scoreboard	Other	\$ 2,671,201	\$ 400,680
	NV	Crown Fabricators	Supply & Fabricate Misc. Steel & Handrail	SBE		
3.02	TX	Camatic Seating, Inc.	Fixed Seating	Other	\$ 8,225,124	\$ 1,233,769
	FL	Seating Installation Group	Seating Installation	WBE		
3.03	CA	Seda Seating Ltd.	Retractable Seating	Other	\$ 6,448,586	\$ 967,288
3.04/3.10	NV	Eberhard Southwest Roofing	Roofing & Waterproofing	SBE	\$ 4,259,219	\$ 4,259,219
	CO	Smalley & Company	Waterproofing Materials	Other		
	NV	Construction Sealants Supply	Waterproofing Materials	SBE		
	TX	StarFoam Manufacturing	Waterproofing Materials	Other		
	CA	Sika Sarnafil	Roofing Materials	Other		
	NV	Dielco Crane	Crane Service	Other		
3.05	NV	Union Erectors	Misc. Metals - Stairs	SBE	\$ 974,144	\$ 974,144
	IN	American Stairs Corp.	Stair Material Supplier	Other		
	NV	Commercial Scaffolding	Provide Scaffold	SBE		
	NV	Jcord, LLC	Drill Holes	SBE		
3.06	KS	Dimensional Innovations	Signature Tower	Other	\$ 580,823	\$ 87,123
	NV	Valley Steel, LLC	Fabrication & Installation for Al Davis Signature Tower	SBE/WBE		

Original SBE Commitment %	Current Contract \$ Amount	SBE %	Awarded SBE \$Participation	Other \$Participation	Actual SBE \$ Paid	Actual Other \$ Paid
				\$ 5,000		\$ 886
			\$ 30,000		\$ 18,103	
				\$ 20,000		\$ 16,632
				\$ 5,000		\$ 1,109
				\$ 1,200,000		\$ 26,669
15%	\$ 2,672,996	17%				\$ 501,136
			\$ 453,068		\$ 127,160	
15%	\$ 8,225,124	15%	\$ 1,233,769			\$ 1,766,716
				\$ 1,359,723		
15%	\$ 6,612,510	15%	\$ 991,877			\$ 3,232,297
100%	\$ 5,427,869	100%	\$ 5,002,869		\$ 1,972,591	
				\$ 30,000		\$ 27,875
			\$ 425,000		\$ 431,928	
				\$ 67,000		\$ 64,527
				\$ 1,400,000		\$ 767,998
				\$ 40,000		\$ 32,838
100%	\$ 7,101,512	100%	\$ 7,101,512		\$ 4,700,903	
				\$ 663,039		\$ 503,688
			\$ 6,784		\$ 2,731	
			\$ 2,700			
15%	\$ 15,201,880	15%	\$ 1,828,946			\$ 6,989,065
			\$ 404,206		\$ 232,308	

This report reflects procurement activity through December 2019.

CC	State	Subcontractor	Scope of Work	SBE/Other	Orig Contract \$ Amount	Original SBE \$ Commitment
3.08a	TN	Industrial Door Contractors (IDC)	Operable Field Mechanization	Other	\$ 17,160,597	\$ 2,600,000
	MN	Danny's Construction Co., LLC	Installation of Field Tray	WBE		
	PA	Gantrex Inc.	Thermite Welding	Other		
	NV	Mori Consulting	Supplier	SBE/MBE		
	NV	Gephart/Morse	Mechanized Field Tray Wiring	Other		
	NV	FSI/Flooring Solutions of NV, Inc.	Mondo for mock-up plus field tray	SBE		
	MN	Harris	Drainage System for the Field Tray	Other		
	NV	Southwest Specialty Coatings	Surface preparation and coating of field tray	SBE		
3.08b	NV	McKeon Door of Nevada, Inc.	Operable Field Door Mechanization	Other	\$ 475,967	\$ 126,735
	NV	Mojave Electric	Electrical	Other		
	NV	Panelfold, Inc.	Operable Wall	Other		
	NV	Clear Solutions Group	Material (glass) Supplier	SBE		
	NV	MJDean/Southwest Door & Hardware	Doors, Frames & Hardware	Other		
3.08c	CA	Show Canada Industries	Retractable Columns	Other	\$ 1,701,160	\$ 255,174
	NV	Daniel K Sobel	Project Management	SBE		
3.09	NV	Gephart/Morse	Distributed Antenna System (DAS)	Other	\$ 3,000,000	\$ 450,000
		Morse Electric				
	NV	MD Electric	DAS Conduit	SBE/WBE		
	NV	CESS	DAS Generator, ATS, PDU	SBE/MBE		
3.11/4.01	NV	Performance Contracting, Inc.	Exterior & Interior Framing/Drywall	Other	\$ 40,095,890	\$ 6,025,279
	NV	Commercial Scaffolding	Erection/dismantle of Scaffold	SBE		
	NV	Gale Building Products	Insulation and Firestopping	Other		
	NV	Lochsa Engineering	Engineering Services	Other		
	NV	R&P Supply	Framing, Drywall, Taping	SBE		
	NV	Technicoat Management	Interior Moisture Barrier	SBE		
			Tomarco Fastening Systems, Inc.	Fasteners	Other	

Original SBE Commitment %	Current Contract \$ Amount	SBE %	Awarded SBE \$Participation	Other \$Participation	Actual SBE \$ Paid	Actual Other \$ Paid
15%	\$ 17,702,221	15%	\$ 148,777			\$ 10,224,368
				\$ 3,419,360		\$ 1,935,936
				\$ 169,900		\$ 131,429
			\$ 2,472,245		\$ 2,605,625	
				\$ 131,429		
			\$ 1,250			
				\$ 90,000		
			\$ 50,000			
27%	\$ 483,316	26%				\$ 46,835
				\$ 29,210		
				\$ 26,555		
			\$ 126,735		\$ 126,735	
				\$ 60,186		
15%	\$ 1,900,939	15%	\$ 112,992			\$ 1,319,014
			\$ 163,000		\$ 84,000	
15%	\$ 14,207,968	15%	\$ 1,152,345			\$ 8,877,440
			\$ 962,257		\$ 770,740	
			\$ 16,593			
15%	\$ 46,142,111	15%				\$ 27,016,211
			\$ 1,346,171		\$ 177,716	
				\$ 1,698,712		\$ 374,857
				\$ 86,450		\$ 86,450
			\$ 4,300,000		\$ 532,057	
			\$ 347,248		\$ 120,023	
				\$ 78,588		\$ 78,588

This report reflects procurement activity through December 2019.

CC	State	Subcontractor	Scope of Work	SBE/Other	Orig Contract \$ Amount	Original SBE \$ Commitment
	NV	Legacy Cast & Stone & Composites	Ceiling Shapes	SBE		
	NV	Herman Truck Lines, LLC	Metal Decking/Trucking	SBE		
	NV	MPS Plastic Wall Products	FRP	SBE		
4.02	NV	CEDCO, Inc.	Masonry	Other	\$ 5,258,412	\$ 861,346
	NV	A Track-Out Solutions	Material Purchasing Delivery	SBE/WBE		
	NV	JS & S Surveying	Survey - CMU Wall Control Layout	SBE/MBE		
	NV	Technicoat Management	Fire Stop/Joint Sealants	SBE		
	NV	Region 9 Safety Compliance	Safety Coordinator	SBE/MBE		
	CA	Epic CAD Solutions	Providing 3D Modeling	Other		
	NV	Silver Star Ready Mix	Supplying of Masonry Grout	Other		
	NV	JCord Construction	CMU Wall Demolition	SBE		
4.03	NV	American Door Installation, LP	Frames, Doors & Hardware	SBE	\$ 595,725	\$ 595,725
	NV	The Hallgren Co.	Supply Frames, Doors & Hardware	Other		
4.03	NV	The Hallgren Company of Las Vegas	Door Hardware	Other	\$ 348,030	
4.04	NV	Giroux Glass, Inc.	Decorative Glazing & Mirrors	Other	\$ 2,161,805	\$ 324,271
	NV	Glass Supply, Inc.	Supplying Architectural Mirror Fabricated to size	SBE		
4.04	NV	Davis Glass & Mirror	Storefront Curtain Wall Entrances	SBE	\$ 1,850,406	\$ 1,850,406
4.05	GA	Raydeo Enterprises, Inc.	Stadium Railings	Other	\$ 11,524,358	\$ 2,751,947
	GA	East Gate Pallets	Pallets	Other		
	GA	G&F Southeast Distributors Inc.	Stainless Steel Cable & Hardware	Other		
	NV	Innova Technologies	Engineering	SBE		
	IL	McMaster Carr	Misc. Hardware	Other		
	WI	R&B Wagner	Core Cups, Cladding Tape, End Caps, Panel Grip, Handrail Brackets	Other		
	TX	Ryerson	Steal Flat & Steal Tube	Other		

Original SBE Commitment %	Current Contract \$ Amount	SBE %	Awarded SBE \$Participation	Other \$Participation	Actual SBE \$ Paid	Actual Other \$ Paid
			\$ 31,860		\$ 14,716	
			\$ 200,000		\$ 170,472	
			\$ 900,000			
16%	\$ 4,914,732	24%				\$ 3,753,001
			\$ 855,500		\$ 478,962	
			\$ 30,000		\$ 27,472	
			\$ 158,710		\$ 75,157	
			\$ 110,000		\$ 104,676	
				\$ 50,000		\$ 46,695
				\$ 280,000		\$ 116,966
			\$ 41,240		\$ 26,290	
100%	\$ 3,037,293	100%	\$ 3,037,293		\$ 1,560,034	
				\$ 1,873,067		\$ 1,097,195
	\$ 348,030					\$ 204,281
15%	\$ 2,114,885	16%				\$ 161,113
			\$ 329,603			
100%	\$ 1,338,754	100%	\$ 1,338,754		\$ 105,630	
24%	\$ 12,180,142	24%	\$ 1,802,952			\$ 5,591,660
				\$ 40,000		\$ 11,306
				\$ 198,000		\$ 160,390
			\$ 60,000		\$ 59,129	
				\$ 20,000		\$ 9,692
				\$ 337,308		\$ 8,689
				\$ 200,000		\$ 30,644

This report reflects procurement activity through December 2019.

CC	State	Subcontractor	Scope of Work	SBE/Other	Orig Contract \$ Amount	Original SBE \$ Commitment
	NV	Steel Partners	Panel Grip, Gaskets & Glass Shoe	SBE		
	GA	Stewart Stainless Supply	Stainless Steel Pipe & Sheets	Other		
	CA	Glassworks LA, Inc.	Glass	Other		
	NV	Expansion Specialties	Caulk & Grout	SBE/VBE		
4.06	NV	Creative Play Recreation	Shade Canopies	SBE	\$ 1,206,097	\$ 1,206,097
4.06	NV	Valley Steel LLC	North End Zone Camera Platform at Catwalk	SBE/WBE	\$ 123,487	\$ 123,487
4.07	NV	Expansion Specialties	Expansion Joints	SBE/VBE	\$ 1,640,550	\$ 1,640,550
	KS	Balco, Inc.	Material Supplier	Other		
	MA	Emseal Joint System, Ltd.	Material Supplier	Other		
	WI	Inpro Corporation	Material Supplier	Other		
4.08f	MN	Alpha Video Sports & Entertainment Group	Video Production Systems	Other	\$ 7,499,815	\$ 1,125,000
4.09	NV	Aggregate Industries	Bituminous Pavement	Other	\$ 4,408,062	\$ 661,209
	NV	MC4 Construction	Traffic Signals & Streetlights	SBE		
	NV	JS&S Survey	Land Surveying	SBE/MBE		
	NV	Affordable Striping and Sealing	Striping and Signs	SBE		
	NV	Stewart & Sundell Concrete	Concrete Island & Barrier Rail	SBE		
	NV	A-1 Concrete Cutting & Demolition	Core Drilling/Saw Cutting	SBE/MBE		
	NV	Flippins Trenching Inc.	Sawcutting	SBE		
	NV	HD Barricade, Inc.	Traffic Barricade Rental	Other		
	NV	JS&S, Inc.	Survey	SBE/MBE		
	NV	A Affordable Striping & Sealing	Asphalt Striping & Signs	SBE		
4.10a	NV	Sahara Concrete	Decorative Site Concrete	SBE	\$ 14,216,220	\$ 14,216,220
	NV	T.B. Penick & Sons	Decorative Concrete	Other		
	CA	Triton Structural Concrete, Inc.	Site Concrete - Labor	Other		
	NV	Merli Concrete Pumping of Nevada	Concrete Pump	SBE		
	NV	Penhall Company	Concrete Core Drilling	Other		
	NV	TAB Contractors Inc.	Excavation/Grading	Other		
	NV	Merli Concrete Inc.	Concrete Pump	SBE		
	CA	CMC Rebar	Rebar Install	Other		
4.10a	NV	Stewart & Sundell Concrete	Curbs, Gutters & Sidewalk	SBE	\$ 2,295,788	\$ 2,295,788
4.10b	NV	Aggregate Industries	MSE Retaining Walls	Other	\$ 5,132,049	\$ 793,792

Original SBE Commitment %	Current Contract \$ Amount	SBE %	Awarded SBE \$Participation	Other \$Participation	Actual SBE \$ Paid	Actual Other \$ Paid
			\$ 907,632		\$ 907,632	
				\$ 325,000		\$ 231,902
				\$ 456,860		\$ 235,673
			\$ 152,650			
100%	\$ 1,206,097	100%	\$ 1,206,097		\$ 269,332	
100%	\$ 117,861	100%	\$ 117,861			
100%	\$ 1,852,947	100%	\$ 1,852,947		\$ 1,267,030	
				\$ 100,000		\$ 27,990
				\$ 600,000		\$ 391,729
				\$ 60,000		\$ 51,891
15%	\$ 7,499,815	15%	\$ 1,125,000			
15%	\$ 6,146,972	27%				\$ 914,397
			\$ 1,275,330		\$ 352,532	
			\$ 2,224			
			\$ 165,630			
			\$ 29,948			
			\$ 5,000			
			\$ 5,000			
				\$ 43,750		\$ 21,700
			\$ 8,500		\$ 422	
			\$ 165,630			
100%	\$ 12,681,586	100%	\$ 12,556,586		\$ 1,663,918	
				\$ 5,476,988		
				\$ 1,522,428		
			\$ 25,000		\$ 5,662	
				\$ 7,000		
				\$ 1,881,475		
			\$ 100,000		\$ 7,126	
				\$ 714,953		
100%	\$ 2,005,076	100%	\$ 2,005,076		\$ 324,198	
15%	\$ 5,654,924	18%				\$ 5,372,178

This report reflects procurement activity through December 2019.

CC	State	Subcontractor	Scope of Work	SBE/Other	Orig Contract \$ Amount	Original SBE \$ Commitment
	CA	The Reinforced Earth Company	Design/Provide MSE Wall Material	Other		
	NV	Stewart & Sundell	CIP Concrete for MSE Walls	SBE		
	NV	Harris Rebar Las Vegas, Inc.	Reinforcing Steel	Other		
	NV	Sunbelts of Nevada, LLC	Type II Placement over CMU walls with belted equipment	SBE		
	NV	JS&S, Inc.	Survey as pertains to MSE Walls	SBE/MBE		
4.11	NV	Brightview Landscape Development	Landscape & Irrigation	Other	\$ 2,799,991	\$ 447,672
	NV	Amazon Masonry	Trucking & Hauling of Material along with Trenching	SBE		
	NV	Synthetic Turf Products dba Green Living Services	Site Amenities	SBE		
	NV	Sunbelts of Nevada	Placement of Conveyored Equipment	SBE		
4.12	CO	Rolling Plains Construction	Fireproofing	Other	\$ 4,378,322	\$ 667,494
	NV	Quinette King Consulting	Material Supplier	SBE/MBE		
	NV	United Rentals	Equipment Rentals	Other		
5.01/5.19	NV	Southwest Specialty Contractors	Acoustical Ceilings & Bowl Acoustical Treatment	Other	\$ 11,842,089	\$ 1,780,000
	NV	AMS	Misc. Grid	Other		
	NV	T3 Distributors LLC	Ceiling/Fabric Supplier	SBE		
	NV	Affordable Federal Services	Acoustical Sound absorbing Ceiling Units	SBE		
	NV	Construction Sealants Supply	Concrete Sealer	SBE		
	NV	Mori Consulting LLC	Acoustical Sound Absorbing Ceiling Units & Sound absorbing Wall Units	SBE/MBE		
	NV	N & P Services Company, LLC	Acoustical Ceiling Material Supplier	SBE		
5.02	NV	Architectural Southwest Stone Co.	Ceramic Tile	SBE	\$ 3,273,830	\$ 3,273,830
	NV	Technicoat Management Inc.	Installation of Mapei Mapelastc AquaDefense in Designated Areas	SBE		
5.02	NV	T. Nickolas Company	Ceramic Tile & Quartz	Other	\$ 5,911,121	\$ 886,668

Original SBE Commitment %	Current Contract \$ Amount	SBE %	Awarded SBE \$Participation	Other \$Participation	Actual SBE \$ Paid	Actual Other \$ Paid
				\$ 918,947		\$ 918,947
			\$ 942,022		\$ 942,022	
				\$ 72,394		\$ 68,774
			\$ 58,750		\$ 45,372	
			\$ 40,192		\$ 39,487	
16%	\$ 2,806,971	15%				\$ 88,350
			\$ 329,496			
			\$ 50,400			
			\$ 42,920			
15%	\$ 5,281,890	20%				\$ 5,003,546
			\$ 1,047,703		\$ 1,047,703	
				\$ 250,000		\$ 27,165
15%	\$ 13,696,694	14%				\$ 3,206,201
				\$ 15,000		\$ 12,858
			\$ 293,650		\$ 145,713	
			\$ 758,143		\$ 240,804	
			\$ 90,000		\$ 18,397	
			\$ 168,808			
			\$ 626,626		\$ 283,992	
100%	\$ 3,301,940	100%	\$ 3,286,340		\$ 1,754,768	
			\$ 15,600		\$ 7,932	
15%	\$ 6,288,685	17%				\$ 159,816

This report reflects procurement activity through December 2019.

CC	State	Subcontractor	Scope of Work	SBE/Other	Orig Contract \$ Amount	Original SBE \$ Commitment
	NV	Marble Tec	Install Quartz Tops	SBE		
	NV	Technicoat	Waterproofing	SBE		
5.03	NV	Master Craft Carpet Services	Carpet/Flooring	Other	\$ 1,712,860	\$ 256,929
5.04	NV	Technicoat Management, Inc.	Resinous Flooring	SBE	\$ 850,170	\$ 850,170
	CT	Dur-A-Flex, Inc.	Resinous Flooring Material Supplier	Other		
5.05	NV	Midwest Pro Painting	Paint & Wallcovering	Other	\$ 4,015,702	\$ 973,035
	NV	Quinette King Consulting	Supplier	SBE/MBE		
5.08/5.09	NV	ISEC	Toilet Compartments & Toilet Accessories	Other	\$ 2,286,410	\$ 342,962
	NV	Sunstone Building Specialties	Metal Toilet Compartments, Adult Changing Stations & AED's	SBE		
	MN	Activar, Inc.	Fire Extinguisher, AED & AED Cabinet Samples	Other		
	NY	American Specialties, Inc.	TRA Samples	Other		
	CO	Buck Engineering	Engineering Shop Drawings	Other		
	WI	InPro	Cubical Curtain Samples	Other		
	NV	Nevada Precision	DM1 Aluminum Base & Steel Plate Shelves	SBE/MBE		
	NV	Woodstock Architectural Products	Column Covers & Escalator Panels	SBE		
	FL	Access-Able Designs	Folding Dressing Benches	Other		
	TX	Allied Hand Dryer	VERDEdri Hand Dryers	Other		
5.11	NV	YESCO	Signage & Graphics	Other	\$ 4,793,199	\$ 718,980
5.12/5.20/5.22a	NV	Spilker Pacific, LLC	Overhead Doors, Loading Dock Equipment & Coiling Smoke Doors	Other	\$ 641,879	\$ 285,805
	NV	The Smith Overhead Door	Ovehead Doors & Loading Dock Equipment	SBE		

Original SBE Commitment %	Current Contract \$ Amount	SBE %	Awarded SBE \$Participation	Other \$Participation	Actual SBE \$ Paid	Actual Other \$ Paid
			\$ 950,000			
			\$ 91,150			
15%	\$ 1,712,860	15%	\$ 256,929			
100%	\$ 850,170	100%	\$ 850,170		\$ 222,074	
				\$ 332,638		
24%	\$ 4,090,985	24%				\$ 1,451,328
			\$ 973,035		\$ 249,493	
15%	\$ 5,669,417	17%				\$ 2,411,125
			\$ 371,450		\$ 16,489	
				\$ 12,209		\$ 12,209
				\$ 6,650		\$ 6,650
				\$ 10,920		\$ 10,920
				\$ 3,336		\$ 378
			\$ 36,215		\$ 1,405	
			\$ 566,858			
				\$ 11,721		
				\$ 97,801		\$ 97,801
15%	\$ 6,338,064	15%	\$ 948,679			\$ 1,288,704
45%	\$ 768,973	57%				\$ 653,910
			\$ 437,740		\$ 437,740	

This report reflects procurement activity through December 2019.

CC	State	Subcontractor	Scope of Work	SBE/Other	Orig Contract \$ Amount	Original SBE \$ Commitment
5.14/5.10b & c	CA	Golden Bay Fence Plus Iron Works	Fence, Gates, Bollards & Wedge Barrier	Other	\$ 2,297,856	\$ 344,678
	NV	R.E.B. Construction Co.	Foundation Drilling	Other		
	NV	Harris Rebar	Bollard Cage reinforced steel tied & delivered to the jobsite	Other		
5.14b	WI	Jones Sign Company	Decorative Site Railings	Other	\$ 549,340	\$ 82,401
	CA	Walmsley Safety Consulting, LLC	Safety Professional	Other		
	NV	Region 9 Safety	Safety Director	SBE/MBE		
	NV	Gilberts Precision Machine Co.	Materials	SBE		
	NV	TV Transport	Freight Transport	SBE		
	NV	The Tiberti Fence	Fencing Materials	SBE		
	NV	Southwest Specialty Coating	Onsite Touch-up Painting	SBE		
	NV	Fasco	Materials	SBE		
	NV	General Design	Materials	SBE		
	NV	Steel Partners	Installation	SBE		
5.15	AZ	Western Millwork	Millwork	Other	\$ 9,676,392	\$ 1,451,459
5.15	NV	Austin Millwork & Cabinetry	Millwork NEZ (North End Zone Club)	Other	\$ 937,328	\$ 191,154
5.17b	GA	Sports Field, Inc. dba Fields	Heat System for Operable Field	Other	\$ 1,716,348	\$ 257,452
	UT	Cache Valley Electric	Electrical Installation	Other		
	CO	The RMH Group	Electrical Engineering	Other		
	OH	Rovisys Building Technologies	Control Panel Design & Fabrication	Other		
	NV	Construction Sealants Supply	Furnish Drain Board & Filter Fabric	SBE		
	NV	3 QTD Technologies	Panel Construction	SBE		
	AQ	Heating Solutions International	Furnish Heating Ribbons	Other		
5.22	NV	Mueller Custom Cabinetry of Nevada	Lockers	SBE	\$ 1,606,750	\$ 1,606,750

Original SBE Commitment %	Current Contract \$ Amount	SBE %	Awarded SBE \$Participation	Other \$Participation	Actual SBE \$ Paid	Actual Other \$ Paid
15%	\$ 5,170,803	15%	\$ 775,620			\$ 766,460
				\$ 6,800		\$ 2,650
				\$ 374,390		
15%	\$ 3,825,445	15%	\$ 185,776			\$ 156,049
				\$ 12,000		\$ 6,400
			\$ 37,440		\$ 3,380	
			\$ 20,479			
			\$ 28,600			
			\$ 42,619			
			\$ 48,000			
			\$ 6,000			
			\$ 29,903			
			\$ 175,000			
15%	\$ 9,676,392	15%	\$ 1,451,459			\$ 966,889
20%	\$ 937,328	20%	\$ 191,154			\$ 26,714
15%	\$ 3,336,722	15%	\$ 108,699			\$ 710,479
				\$ 320,124		\$ 18,732
				\$ 68,960		\$ 64,849
				\$ 109,892		\$ 109,892
			\$ 188,524		\$ 271	
			\$ 203,285		\$ 104,143	
				\$ 203,260		\$ 203,260
100%	\$ 1,606,750	100%	\$ 1,606,750		\$ 457,985	

This report reflects procurement activity through December 2019.

CC	State	Subcontractor	Scope of Work	SBE/Other	Orig Contract \$ Amount	Original SBE \$ Commitment
	TX	Hollman, Inc.	Locker Fabrication	Other		
5.22b	NV	Arcon Global, Inc.	Access Flooring	SBE	\$ 36,060	\$ 36,060
5.22d	NV	Sunstone Building Specialties	Operable Partitions	SBE	\$ 198,426	\$ 198,426
5.22e	AZ	Luminous Egress	Photoluminescent	MBE	\$ 297,842	\$ 44,676
5.22g	NV	Custom Hearth Distributors dba Custom Specialties Group	Trash Chutes	SBE	\$ 128,408	\$ 128,408
	NV	Energy Mechanical Insulation	Trash Chutes Insulation fire wrap	SBE/WBE		
5.24	CA	Contract Décor, Inc.	Window Treatment (Curtains & Drapes)	Other	\$ 32,236	\$ 4,835
6.00	NV	Cleaning Services, Inc.	Final Clean	SBE/MBE	\$ 1,524,491	\$ 1,524,491
				Totals	\$ 969,535,127	\$ 189,720,891
				Goal		

Original SBE Commitment %	Current Contract \$ Amount	SBE %	Awarded SBE \$Participation	Other \$Participation	Actual SBE \$ Paid	Actual Other \$ Paid
				\$ 940,000		\$ 138,474
100%	\$ 36,060	100%	\$ 36,060			
100%	\$ 259,979	100%	\$ 259,979		\$ 37,701	
15%	\$ 297,842	15%	\$ 44,676			
100%	\$ 301,768	100%	\$ 142,365		\$ 274,326	
			\$ 159,403		\$ 109,111	
15%	\$ 32,236	15%	\$ 4,835			
100%	\$ 1,524,491	100%	\$ 1,524,491			
20%	\$ 1,214,683,384	23%	\$ 280,877,273	\$ 345,921,748	\$ 158,483,064	\$ 1,140,339,853
15%						

Allegiant Workforce Utilization Summary

This report reflects the cumulative hours worked through December 2019.

Subcontractor	Cumulative hours through December 2019				
	Total Hours	Total Minority/Female	Total Veteran	Total Minority/Female %	Total Veteran %
Cache Valley Electric Co.	56	0	0	0%	0%
Total for Sports Fields, Inc.	487	40	0	8%	0%
Gephart/Morse - DAS	0	0	0	0%	0%
Morse - DAS	21,099	10,849	1,771	51%	8%
MD Electric	13,909	5,592	1,873	40%	13%
Total for Gephart/Morse DAS	35,008	16,441	3,644	47%	10%
Industrial Door	0	0	0	0%	0%
Southwest Specialty Coatings	195	39	0	20%	0%
Danny's Construction - IDC	2,162	942	382	44%	18%
Total for Industrial Door	2,357	981	382	42%	16%
Sahara Concrete - Decorative Site	4,670	4,610	0	99%	0%
TB Penick	0	0	0	0%	0%
Triton Structural Concrete	2,219	1,561	0	70%	0%
Merli - TB Penick	27	0	0	0%	0%
CMC Rebar - Sahara	194	194	0	100%	0%
TAB - Sahara	225	136	0	61%	0%
Merli Concrete = Sahara	60	8	0	13%	0%
Total for Sahara Concrete - Decorative Site	7,393	6,509	0	88%	0%
Southwest Specialty Contractors	4,937	4,299	0	87%	0%
Total for Southwest Specialty Contractors	4,937	4,299	0	87%	0%
Architectural Southwest Stone	9,094	8,884	0	98%	0%
Total for Architectural Southwest Stone	9,094	8,884	0	98%	0%
Sunstone Building Specialties	263	9	0	3%	0%
Total for Sunstone Building Specialties	263	9	0	3%	0%
Southwest Specialty Coatings	11,103	7,874	0	71%	0%
Total for Southwest Specialty Coatings	11,103	7,874	0	71%	0%
Western Millwork	1,543	122	0	8%	0%
Total for Western Millwork	1,543	122	0	8%	0%
Raydeo Enterprise	521	235	0	45%	0%
Steel Partners	8,688	2,209	1,697	25%	20%
Expansion Specialties	92	80	0	87%	0%
Total for Raydeo Enterprise	9,301	2,524	1,697	27%	18%
Master Craft Floors	279	275	0	99%	0%
Total for Master Craft Floors	279	275	0	99%	0%
ISEC	2,712	1,092	0	40%	0%
Total for ISEC	2,712	1,092	0	40%	0%
Custom Hearth Distributors	1,105	542	0	49%	0%
Energy Mechanical Insulation	1,036	640	24	62%	2%
Total for Custom Hearth Distributors	2,141	1,182	24	55%	1%
Corona Stud & Deck	6,206	1,761	1,684	28%	27%
Total for Corona Stud & Deck	6,206	1,761	1,684	28%	27%
Aggregate Industries	2,969	1,152	0	39%	0%
A Affordable Striping & Sealing	30	25	0	85%	0%
Flippins Trenching	6	0	0	0%	0%
Total for Aggregate Industries - Pavement	3,005	1,177	0	39%	0%

Allegiant Workforce Utilization Summary

This report reflects the cumulative hours worked through December 2019.

Subcontractor	Cumulative hours through December 2019				
	Total Hours	Total Minority/Female	Total Veteran	Total Minority/Female %	Total Veteran %
TAB Contractors - Main	144,623	63,740	119	44%	0%
Brightview Landscape	100	100	0	100%	0%
Nelson Hiniker Striping	495	293	0	59%	0%
Sanders Construction	3,648	2,254	0	62%	0%
A-1 Concrete	528	324	5	61%	1%
MMC	8,852	8,425	0	95%	0%
TAB-MMC	6	6	0	100%	0%
Mcon	13,441	11,478	0	85%	0%
MMC - Mcon	122	86	0	70%	0%
Wells Cargo - Mcon	184	108	0	59%	0%
Merli - Mcon BC	4	0	0	0%	0%
Viking Drillers, Inc.	4	0	0	0%	0%
Acme Electric	3,297	1,776	0	54%	0%
Merli Concrete	17	0	0	0%	0%
Olson Precast	905	733	0	81%	0%
Las Vegas Paving	80	88	0	110%	0%
Nevada Tap Master	117	22	0	18%	0%
Wells Cargo - TAB	293	126	0	43%	0%
The Tiberti Fence - TAB	3	3	0	100%	0%
Total for TAB Contractors - Main	176,717	89,559	124	51%	0%
Freyssinet	21,473	14,862	0	69%	0%
Steel Partners	38,133	19,771	571	52%	1%
Southwest Specialty Coatings	219	116	0	53%	0%
Mojave Electric	291	119	0	41%	0%
Rigging Intl - Freyssinet	2,000	216	0	11%	0%
Vision Construction	0	0	0	0%	0%
Dielco - Vision	4,900	432	0	9%	0%
Total for Freyssinet	67,016	35,515	571	53%	1%
American Door	3,163	2,213	0	70%	0%
Total for American Door	3,163	2,213	0	70%	0%
Expansion Specialties	3,805	2,908	0	76%	0%
Total for Expansion Specialties	3,805	2,908	0	76%	0%
Danny's Construction	11,267	5,241	1,101	47%	10%
Total for Danny's Construction Co.	11,267	5,241	1,101	47%	10%
Golden Bay Fence Plus Iron Works, Inc.	1,243	1,019	0	82%	0%
REB Construction	76	6	0	8%	0%
Harris Rebar - Golden Bay	141	48	0	34%	0%
Total for Golden Bay Fence Plus Iron Works	1,460	1,073	0	74%	0%
Stewart & Sundell	3,418	3,383	0	99%	0%
Total for Stewart & Sundell - Decorative Concrete	3,418	3,383	0	99%	0%
YESCO	2,488	542	0	22%	0%
Total for YESCO	2,488	542	0	22%	0%
Jones Sign Co.	1,660	223	191	13%	11%
Total for Jones Sign Co., Inc.	1,660	223	191	13%	11%
Camatic	0	0	0	0%	0%
Seating Installation Group	2,458	1,906	0	78%	0%
Total for Camatic	2,458	1,906	0	78%	0%
Dimensional Innovations	0	0	0	0%	0%
Valley Steel	761	471	0	62%	0%
Total for Dimensional Innovations	761	471	0	62%	0%

Allegiant Workforce Utilization Summary

This report reflects the cumulative hours worked through December 2019.

Subcontractor	Cumulative hours through December 2019				
	Total Hours	Total Minority/Female	Total Veteran	Total Minority/Female %	Total Veteran %
Enclos	27,195	14,348	111	53%	0%
Expansion Specialties, Inc.	145	92	0	63%	0%
Rigging International	312	101	16	32%	5%
Union Erectors	3,765	667	331	18%	9%
Team Construction	568	470	0	83%	0%
Total for Enclos	31,985	15,678	458	53%	0%
KONE	36,934	8,842	370	24%	1%
Dielco Crane	19	0	0	0%	0%
Jcord	85	74	0	88%	0%
Hutcherson Elevator Co.	108	0	0	0%	0%
Energy Mechanical Insulation	112	62	0	55%	0%
Total for KONE	37,258	8,978	370	24%	1%
Desert Fire Protection	52,031	21,873	4,281	42%	8%
TAB	109	101	0	93%	0%
Energy Mechanical Insulation - Desert Fire	974	670	56	69%	6%
Jcord	683	431	0	63%	0%
Lone Mountain Excavation	343	154	0	45%	0%
Total for Desert Fire	54,139	23,228	4,337	43%	8%
Gephart/Morse - Low Voltage	0	0	0	0%	0%
Morse - GM Low Voltage	52,207	22,107	6,617	42%	13%
Gephart - GM Low Voltage	592	0	0	0%	0%
Total for Gephart/Morse - Low Voltage	52,799	22,107	6,617	42%	13%
Performance Contracting	230,902	186,018	1,680	81%	1%
Commercial Scaffolding - PCI	8,200	6,467	0	79%	0%
MPS Plastic Wall Products	1,264	598	0	47%	0%
Technicoat	976	972	0	100%	0%
Gale Building Products	9,278	8,796	0	95%	0%
Total for Performance Contracting	250,619	202,849	1,680	81%	1%
Aggregate Industries - MSE Retaining Wall	36,922	16,533	990	45%	0%
MC4 Construction, Inc.	2,495	2,062	0	83%	0%
Stewart & Sundell	8,189	4,694	0	57%	0%
Harris Rebar - S&S	348	169	0	49%	0%
Total for Aggregate Industries MSE Retaining Wall	47,954	23,457	990	49%	2%
CEDCO Commercial LLC	18,737	13,451	0	72%	0%
Jcord	384	305	0	79%	0%
Total for CEDCO Commercial, LLC	19,121	13,756	0	72%	0%
Rolling Plains Construction	54,208	39,022	0	72%	0%
Total for Rolling Plains Construction	54,208	39,022	0	72%	0%
Union Erectors - Core	20,242	9,713	256	48%	1%
Jcord	40	4	0	10%	0%
Total for Union Erectors - Core	20,282	9,717	256	48%	1%
Derr & Isbell - Hoist	8,761	3,547	0	40%	0%
Total for Derr & Isbell - Hoist	8,761	3,547	0	40%	0%
Midwest Pro Painting	20,261	10,988	0	54%	0%
Total for Midwest Pro Painting	20,261	10,988	0	54%	0%
Sports Fields, Inc.	431	40	0	9%	0%

Allegiant Workforce Utilization Summary

This report reflects the cumulative hours worked through December 2019.

Subcontractor	Cumulative hours through December 2019				
	Total Hours	Total Minority/Female	Total Veteran	Total Minority/Female %	Total Veteran %
Gephart-Morse, LLC	0	0	0	0%	0%
Morse Electric - GM	260,962	152,888	23,249	59%	9%
A-1 Concrete - Morse	664	293	24	44%	4%
MMC - A-1 Morse	52	52	0	100%	0%
Lone Mountain - Morse	11,439	5,121	0	45%	0%
Jcord	679	490	0	72%	0%
Live Electric - Morse	9,028	6,471	0	72%	0%
Pyrocom	20	0	0	0%	0%
Valley Steel	28	0	0	0%	0%
Gephart Electric - GM	7,649	5,609	0	73%	0%
Jcord	527	440	0	83%	0%
Merli Concrete - Jcord	8	0	0	0%	0%
REB Construction - Jcord	8	0	0	0%	0%
Dig 3	331	4	8	1%	2%
Rosendin Electric	9,586	3,152	1,882	33%	20%
Total for Gephart-Morse, LLC	300,978	174,517	25,163	58%	8%
The Tiberti Fence	1,806	1,478	142	82%	8%
Flippins	77	25	0	32%	0%
Total for Tiberti Fence	1,883	1,503	142	80%	8%
Malcolm Drilling	18,088	6,333	0	35%	0%
CMC Rebar	2,913	2,030	0	70%	0%
Clark Welding & Fabricating	167	76	0	46%	0%
Dielco Crane	108	0	0	0%	0%
MMC	5	5	0	100%	0%
Total for Malcolm Drilling	21,280	8,443	0	40%	0%
Mortenson McCarthy	572,796	469,070	13,763	82%	2%
Merli Concrete Pumping	2,490	529	0	21%	0%
CMC Rebar	288,551	249,872	0	87%	0%
Gateway Concrete	157,670	115,629	6,926	73%	4%
Jcord	14,427	11,394	0	79%	0%
Precision	0	0	0	0%	0%
Silver Star Ready Mix	21,818	8,654	0	40%	0%
Commercial Scaffolding	4,298	4,298	0	100%	0%
Union Erectors - MMc Concrete	2,310	584	0	25%	0%
Reliable Crane Service - MMc	28,401	1,321	16	5%	0%
Penhall Company	631	562	0	89%	0%
MJ Dean	9,516	7,724	0	81%	0%
Total for Mortenson McCarthy Joint Venture	1,102,907	869,635	20,705	79%	2%
Eberhard SW Roofing	23,795	23,356	0	98%	0%
Dielco Crane - Eberhard	151	0	0	0%	0%
Total for Eberhard Southwest Roofing	23,945	23,356	0	98%	0%
Sunstate	0	0	0	0%	0%
Expansion Specialties - Sunstate	1,588	1,429	0	90%	0%
GM Construction	48,578	45,096	0	93%	0%
Reliable Steel - GM	3,431	1,263	0	37%	0%
Standard Steel	10,268	6,156	0	60%	0%
Dielco - GM	3,306	159	0	5%	0%
Total for Sunstate	67,170	54,102	0	81%	0%
Harris	366,437	188,671	3,988	51%	1%
Energy Mechanical Insulation	24,747	12,587	1,545	51%	6%
Mesa Mechanical Inc.	5,685	812	27	14%	0%
Advanced Controls & Electric	6,026	0	10	0%	0%
JCord	2,202	1,454	0	66%	0%
Bevstream	0	0	0	0%	0%
Mesa Mechanical Inc. - Bevstream	2,277	844	32	37%	1%
Maui One	6,061	3,838	0	63%	0%
Lone Mountain	6,518	2,940	0	45%	0%
Total for Harris	419,952	211,145	5,601	50%	1%

Allegiant Workforce Utilization Summary

This report reflects the cumulative hours worked through December 2019.

Subcontractor	Cumulative hours through December 2019				
	Total Hours	Total Minority/Female	Total Veteran	Total Minority/Female %	Total Veteran %
Lewis K Construction	30	30	0	100%	0%
Modern Demo & Services	198	198	0	100%	0%
Total for Lewis K Construction	228	228	0	100%	0%
Geotechnical & Environmental Services	0	0	0	0%	0%
Eagle Drilling Services	110	33	0	30%	0%
Total for Geotechnical & Environmental Svs	110	33	0	30%	0%
Nevada Water Truck	27,799	22,044	0	79%	0%
Total for Nevada Water Truck	27,799	22,044	0	79%	0%
Amazon Masonry	99	99	0	100%	0%
Total for Amazon Masonry	99	99	0	100%	0%
TAB Contractors - Trailer City	2,439	605	0	25%	0%
Mcon	2,333	2,076	0	89%	0%
Acme Electric - Mcon TC	27	12	0	44%	0%
Olson Precast - Mcon TC	91	91	0	100%	0%
Nevada Tap Master - Mcon TC	2	2	0	100%	0%
Merli - Mcon TC	4	0	0	0%	0%
MMC, Inc.	7	7	0	100%	0%
A-1 Concrete	4	4	0	100%	0%
Wells Cargo	88	44	0	50%	0%
Total for TAB Contractors - Trailer City	4,993	2,838	0	57%	0%
Sahara Concrete	20,805	19,858	0	95%	0%
CMC Rebar	4,450	3,363	0	76%	0%
Dielco Crane Service	379	0	0	0%	0%
Merli Concrete	297	0	0	0%	0%
A-1 Concrete	1,346	719	0	53%	0%
Total for Sahara Concrete	27,277	23,940	0	88%	0%
Marnell Masonry	139	47	0	34%	0%
Total for Marnell Masonry	139	47	0	34%	0%
Southland - TC	473	191	0	40%	0%
Lone Mountain - Southland	614	152	0	25%	0%
Total for Southland - TC	1,087	343	0	32%	0%
Merrill Steel	0	0	0	0%	0%
Corona Stud & Deck	57,872	18,431	770	32%	1%
Niles Industrial Coatings	39,775	15,950	1,200	40%	3%
Union Erectors	20,600	7,637	1,812	37%	9%
Southwest Specialty Coatings	26,826	17,853	80	67%	0%
Rigging Intl - SW Specialty	0	0	0	0%	0%
Derr & Isbell	507,367	266,826	1,912	53%	0%
Union Erectors - Derr	28,711	11,740	1,411	41%	5%
Derr & Gruenwald Construction	12,939	8,785	0	68%	0%
The Herrick Corp.	1,808	932	0	52%	0%
Reliable Crane Service	50,092	2,346	0	5%	0%
Total for Merrill Steel	745,990	350,498	7,184	47%	1%
Vector Foiltec	0	0	0	0%	0%
Danny's Construction	430	303	82	70%	19%
Unforgettable Coatings	221	221	0	100%	0%
Total for Vector Foiltec	651	524	82	81%	13%
Austin Millwork & Cabinetry	97	2	0	2%	0%
Total for Austin Millwork & Cabinetry, Inc.	97	2	0	2%	0%
Brightview Landscape Development	1,497	1,497	0	100%	0%
Total for Brightview Landscape Development	1,497	1,497	0	100%	0%
Davis Glass & Mirror	58	0	0	0%	0%
Total for Davis Glass & Mirror	58	0	0	0%	0%
Spilker Pacific	992	545	0	55%	0%
Total for Spilker Pacific	992	545	0	55%	0%
T. Nickolas	4,950	4,360	0	88%	0%
Total for T. Nickolas	4,950	4,360	0	88%	0%
Technicoat Management	1,118	947	0	85%	0%
Total for Technicoat Management	1,118	947	0	85%	0%
TOTAL HOURS	3,722,620	2,320,169	83,001	62%	2%
			Goal	38%	

IN THE COMMUNITY



Photo: Property of the Raiders

BUILDING BLOCKS PARTY

To commemorate Autism Awareness Month, the Raiders hosted an all-abilities Raiders Junior Training Camp for around 100 children participating at the Touro University Nevada Building Blocks Party. Children in the Henderson community diagnosed with Autism and other developmental disabilities attended the carnival-style event featuring games from Special Olympics Nevada and the Henderson Police Department.



Photo: Property of the Raiders

EARTHCAM VIEW - JANUARY 24, 2020



allegiant stadium

Additional Information / Updates


ADDITIONAL INFORMATION / UPDATES

StadCo has, and continues to, comply with Section 35 (2)(c) and 35 (2)(e) of the Act as evidenced by JLL's Report.

In accordance with Section 31- (c)(1)(2)(3) of the Act, Mortenson | McCarthy Las Vegas Stadium, A Joint Venture is following the process described below to verify the payment of applicable prevailing wages.

Contractors that are awarded construction contracts for the work are required to follow the NRS 338 requirements outlined in the Act. This section pertains to the prevailing wage for public works projects as governed by the Nevada Labor Commissioner.

Mortenson | McCarthy has implemented LCPTracker Construction Certified Payroll – Labor Compliance Software which is a widely recognized tracking and certification software for prevailing wage projects. Mortenson | McCarthy maintains and updates the required prevailing wage rates in the database, based on those published by the Nevada Labor Commissioner's website. All contractors that have received a construction contract and are subject to the prevailing wage requirements are required to report payroll hours and wages for designated workers through this system. The contractor's entries into this system verifies compliance with wages and fringes as noted in the NRS 338 requirements.



South exterior elevation viewed from the east side of the field tray basin.

Allegiant Stadium continues to track toward an on-time completion. Enclos continued to install curtainwall throughout the month of January, anticipating completion in the month of February. Interior construction and finishes continue throughout the building. AA to CC line slab on grade was completed in January. Event level slab on grade inboard of AA line began this month and is approximately 45% complete. Assembly of the field tray framing was completed, metal decking and slab on metal deck began in January. Hardscape work is taking place around the site.




Above: View of the bowl looking north from the 100 level. Slab on grade began in January.

Below: View of the North exterior; glass is being installed on the operable lanai doors.



All photographs appearing in this document are the property of LV Stadium Events Company, LLC. They are protected by U.S. Copyright Laws, and are not to be shared or reproduced in any way without the written permission of LV Stadium Events Company, LLC. Copyright 2018 LV Stadium Events Company, LLC. All Rights Reserved.

Additional Information / Updates



Above: Reserved seats are arriving and being installed on the 400 and 300 levels.
Below: Bathroom finishes are being installed in the back of house spaces on 050.

